



Customer Service
PO Box 11813
Harrisburg, PA 17108-1813

ACCOUNT STATEMENT

For the Month Ending
September 30, 2018

SAN BERNARDINO COUNTY

Client Management Team

Kenneth Schiebel, CFA

Managing Director
213 Market Street
Harrisburg, PA 17101-2141
717-232-2723
schiebelk@pfm.com

Danny A. Nelson

Senior Managing Consultant
222 North LaSalle, Suite 910
Chicago, IL 60601
312-523-2434
nelsond@pfm.com

Contents

Cover/Disclosures
Summary Statement
Individual Accounts

Accounts included in Statement

76990800 SAN BERNARDINO COUNTY

SAN BERNARDINO COUNTY
PARTH BHATT
268 WEST HOSPITALITY LANE
FIRST FLOOR
SAN BERNARDINO, CA 92415-0360

Online Access www.pfm.com

Customer Service 1-717-232-2723



Important Disclosures

Important Disclosures

This statement is for general information purposes only and is not intended to provide specific advice or recommendations. PFM Asset Management LLC ("PFM") is an investment advisor registered with the Securities and Exchange Commission, and is required to maintain a written disclosure statement of our background and business experience. If you would like to receive a copy of our current disclosure statement, please contact Service Operations at the address below.

Proxy Voting PFM does not normally receive proxies to vote on behalf of its clients. However, it does on occasion receive consent requests. In the event a consent request is received the portfolio manager contacts the client and then proceeds according to their instructions. PFM's Proxy Voting Policy is available upon request by contacting Service Operations at the address below.

Questions About an Account PFM's monthly statement is intended to detail our investment advisory activity as well as the activity of any accounts held by clients in pools that are managed by PFM. The custodian bank maintains the control of assets and executes (i.e., settles) all investment transactions. The custodian statement is the official record of security and cash holdings and transactions. PFM recognizes that clients may use these reports to facilitate record keeping and that the custodian bank statement and the PFM statement should be reconciled and differences resolved. Many custodians use a settlement date basis which may result in the need to reconcile due to a timing difference.

Account Control PFM does not have the authority to withdraw funds from or deposit funds to the custodian. Our clients retain responsibility for their internal accounting policies; implementing and enforcing internal controls and generating ledger entries or otherwise recording transactions.

Market Value Generally, PFM's market prices are derived from closing bid prices as of the last business day of the month as supplied by ICE Data Services or Bloomberg. Where prices are not available from generally recognized sources the securities are priced using a yield-based matrix system to arrive at an estimated market value. Prices that fall between data points are interpolated. Non-negotiable FDIC-insured bank certificates of deposit are priced at par. Although PFM believes the prices to be reliable, the values of the securities do not always represent the prices at which the securities could have been bought or sold. Explanation of the valuation methods for money market and TERM funds is contained in the appropriate fund information statement.

Amortized Cost The original cost of the principal of the security is adjusted for the amount of the periodic reduction of any discount or premium from the purchase date until the date of the report. Discount or premium with respect to short term securities (those with less than one year to maturity at time of issuance) is amortized on a straightline basis. Such discount or premium with respect to longer term securities is amortized using the constant yield basis.

Tax Reporting Cost data and realized gains / losses are provided for informational purposes only. Please review for accuracy and consult your tax advisor to determine the tax consequences of your security transactions. PFM does not report such information to the IRS or other taxing authorities and is not responsible for the accuracy of such information that may be required to be reported to federal, state or other taxing authorities.

Financial Situation In order to better serve you, PFM should be promptly notified of any material change in your investment objective or financial situation.

Callable Securities Securities subject to redemption prior to maturity may be redeemed in whole or in part before maturity, which could affect the yield represented.

Portfolio The securities in this portfolio, including shares of mutual funds, are not guaranteed or otherwise protected by PFM, the FDIC (except for certain non-negotiable certificates of deposit) or any government agency. Investment in securities involves risks, including the possible loss of the amount invested. Actual settlement values, accrued interest, and amortized cost amounts may vary for securities subject to an adjustable interest rate or subject to principal paydowns. Any changes to the values shown may be reflected within the next monthly statement's beginning values.

Rating Information provided for ratings is based upon a good faith inquiry of selected sources, but its accuracy and completeness cannot be guaranteed. Shares of some money market and TERM funds are marketed through representatives of PFM's wholly owned subsidiary, PFM Fund Distributors, Inc. PFM Fund Distributors, Inc. is registered with the SEC as a broker/dealer and is a member of the Financial Industry Regulatory Authority ("FINRA") and the Municipal Securities Rulemaking Board ("MSRB"). You may reach the FINRA by calling the FINRA Regulator Public Disclosure Hotline at 1-888-289-9999 or at the FINRA Regulation Internet website address www.nasdr.com. A brochure describing the FINRA Regulation Public Disclosure Program is also available from the FINRA upon request.

Key Terms and Definitions

Dividends on money market funds consist of interest earned, plus any discount ratably amortized to the date of maturity, plus all realized gains and losses on the sale of securities prior to maturity, less ratable amortization of any premium and all accrued expenses to the fund. Dividends are accrued daily and may be paid either monthly or quarterly. The monthly earnings on this statement represent the estimated dividend accrued for the month for any program that distributes earnings on a quarterly basis. There is no guarantee that the estimated amount will be paid on the actual distribution date.

Current Yield is the net change, exclusive of capital changes and income other than investment income, in the value of a hypothetical fund account with a balance of one share over the seven-day base period including the statement date, expressed as a percentage of the value of one share (normally \$1.00 per share) at the beginning of the seven-day period. This resulting net change in account value is then annualized by multiplying it by

365 and dividing the result by 7. The yields quoted should not be considered a representation of the yield of the fund in the future, since the yield is not fixed.

Average maturity represents the average maturity of all securities and investments of a portfolio, determined by multiplying the par or principal value of each security or investment by its maturity (days or years), summing the products, and dividing the sum by the total principal value of the portfolio. The stated maturity date of mortgage backed or callable securities are used in this statement. However the actual maturity of these securities could vary depending on the level or prepayments on the underlying mortgages or whether a callable security has or is still able to be called.

Monthly distribution yield represents the net change in the value of one share (normally \$1.00 per share) resulting from all dividends declared during the month by a fund expressed as a percentage of the value of one share at the beginning of the month. This resulting net change is then annualized by multiplying it by 365 and dividing it by the number of calendar days in the month.

YTM at Cost The yield to maturity at cost is the expected rate of return, based on the original cost, the annual interest receipts, maturity value and the time period from purchase date to maturity, stated as a percentage, on an annualized basis.

YTM at Market The yield to maturity at market is the rate of return, based on the current market value, the annual interest receipts, maturity value and the time period remaining until maturity, stated as a percentage, on an annualized basis.

Managed Account A portfolio of investments managed discretely by PFM according to the client's specific investment policy and requirements. The investments are directly owned by the client and held by the client's custodian.

Unsettled Trade A trade which has been executed however the final consummation of the security transaction and payment has not yet taken place.

Please review the detail pages of this statement carefully. If you think your statement is wrong, missing account information, or if you need more information about a transaction, please contact PFM within 60 days of receipt. If you have other concerns or questions regarding your account you should contact a member of your client management team or PFM Service Operations at the address below.

PFM Asset Management LLC
Attn: Service Operations
213 Market Street
Harrisburg, PA 17101



Account Statement
For the Month Ending **September 30, 2018**

Consolidated Summary Statement

SAN BERNARDINO COUNTY

Portfolio Summary

Portfolio Holdings	Cash Dividends and Income	Closing Market Value
PFM Managed Account	6,111,285.17	6,123,457,291.98
Cash Balance	0.00	199,385,899.62
Total	\$6,111,285.17	\$6,322,843,191.60

Investment Allocation

Investment Type	Closing Market Value	Percent
Bank Note	64,131,870.00	1.01
Certificate of Deposit	965,630,988.80	15.27
Commercial Paper	678,889,370.00	10.74
Corporate Note	108,449,426.00	1.72
Federal Agency Bond / Note	1,708,755,653.68	27.03
Federally Insured Cash Account	35,000,000.00	0.55
Joint Powers Authority	200,000,000.00	3.16
Money Market Mutual Fund	2,000,000.00	0.03
NOW Account	225,000,000.00	3.56
Supra-National Agency Bond / Note	686,504,785.00	10.86
Supra-National Discount Note	74,561,023.50	1.18
U.S. Treasury Bond / Note	1,374,534,175.00	21.74
Cash Balance	199,385,899.62	3.15
Total	\$6,322,843,191.60	100.00%



Account Statement
For the Month Ending **September 30, 2018**

Consolidated Summary Statement

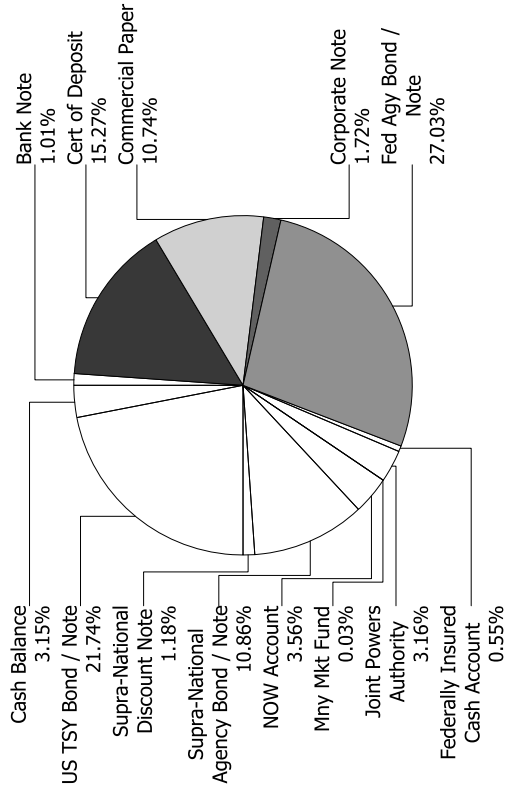
SAN BERNARDINO COUNTY

Maturity Distribution (Fixed Income Holdings)

Portfolio Holdings	Closing Market Value	Percent
Under 30 days	1,393,193,266.62	22.03
31 to 60 days	274,624,974.50	4.34
61 to 90 days	104,950,989.80	1.66
91 to 180 days	718,646,799.00	11.37
181 days to 1 year	1,412,944,715.68	22.35
1 to 2 years	1,488,633,795.00	23.54
2 to 3 years	741,537,741.00	11.73
3 to 4 years	164,323,610.00	2.60
4 to 5 years	23,987,300.00	0.38
Over 5 years	0.00	0.00
Total	\$6,322,843,191.60	100.00%

Weighted Average Days to Maturity 345

Sector Allocation





Managed Account Summary Statement

For the Month Ending **September 30, 2018**

SAN BERNARDINO COUNTY - 76990800

Transaction Summary - Managed Account

Opening Market Value

Maturities/Calls	\$5,884,581,165.14
Principal Dispositions	(982,000,000.00)
Principal Acquisitions	(25,000,000.00)
Unsettled Trades	1,176,426,841.65
Change in Current Value	74,564,062.50
	(5,114,777.31)
Closing Market Value	\$6,123,457,291.98

Cash Transactions Summary - Managed Account

Maturities/Calls	982,471,625.00
Sale Proceeds	25,000,000.00
Coupon/Interest/Dividend Income	5,005,890.71
Principal Payments	0.00
Security Purchases	(1,176,426,841.65)
Net Cash Contribution	163,949,325.98
Reconciling Transactions	0.00

Earnings Reconciliation (Cash Basis) - Managed Account

Interest/Dividends/Coupons Received	5,477,515.71
Less Purchased Interest Related to Interest/Coupons	0.00
Plus Net Realized Gains/Losses	633,769.46
Total Cash Basis Earnings	\$6,111,285.17

Cash Balance

Closing Cash Balance **\$0.00**

Earnings Reconciliation (Accrual Basis)

	Total
Ending Amortized Value of Securities	6,165,983,700.63
Ending Accrued Interest	20,666,124.20
Plus Proceeds from Sales	25,000,000.00
Plus Proceeds of Maturities/Calls/Principal Payments	982,471,625.00
Plus Coupons/Dividends Received	5,005,890.71
Less Cost of New Purchases	(1,250,990,904.15)
Less Beginning Amortized Value of Securities	(5,920,785,947.91)
Less Beginning Accrued Interest	(18,188,061.45)
Total Accrual Basis Earnings	\$9,162,427.03



Portfolio Summary and Statistics

For the Month Ending **September 30, 2018**

SAN BERNARDINO COUNTY - 76990800

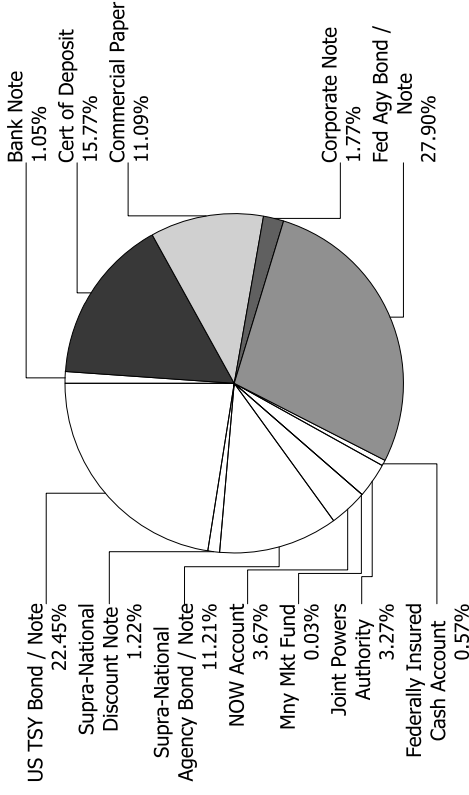
Account Summary

Description	Par Value	Market Value	Percent
U.S. Treasury Bond / Note	1,400,000,000.00	1,374,534,175.00	22.45%
Supra-National Discount Note	75,000,000.00	74,561,023.50	1.22%
Supra-National Agency Bond / Note	695,000,000.00	686,504,785.00	11.21%
NOW Account	225,000,000.00	225,000,000.00	3.67%
Money Market Mutual Fund	2,000,000.00	2,000,000.00	0.03%
Joint Powers Authority	200,000,000.00	200,000,000.00	3.27%
Federally Insured Cash Account	35,000,000.00	35,000,000.00	0.57%
Federal Agency Bond / Note	1,725,347,000.00	1,708,755,653.68	27.90%
Corporate Note	109,000,000.00	108,449,426.00	1.77%
Commercial Paper	680,000,000.00	678,889,370.00	11.09%
Certificate of Deposit	965,700,000.00	965,630,988.80	15.77%
Bank Note	65,000,000.00	64,131,870.00	1.05%
Managed Account Sub-Total	6,177,047,000.00	6,123,457,291.98	100.00%
Accrued Interest		20,666,124.20	
Total Portfolio	6,177,047,000.00	6,144,123,416.18	

Unsettled Trades

75,000,000.00 74,561,023.50

Sector Allocation



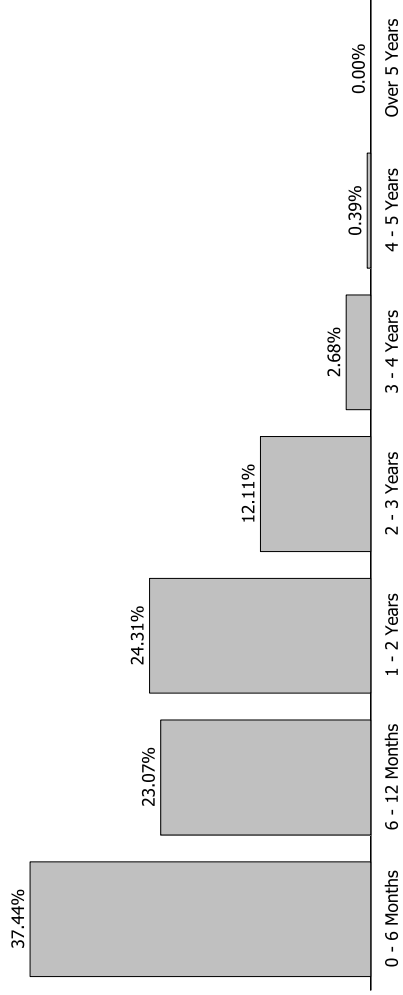


Portfolio Summary and Statistics

For the Month Ending **September 30, 2018**

SAN BERNARDINO COUNTY - 76990800

Maturity Distribution



Characteristics

Yield to Maturity at Cost	1.93%
Yield to Maturity at Market	2.84%
Duration to Worst	0.94
Weighted Average Days to Maturity	356



Managed Account Issuer Summary

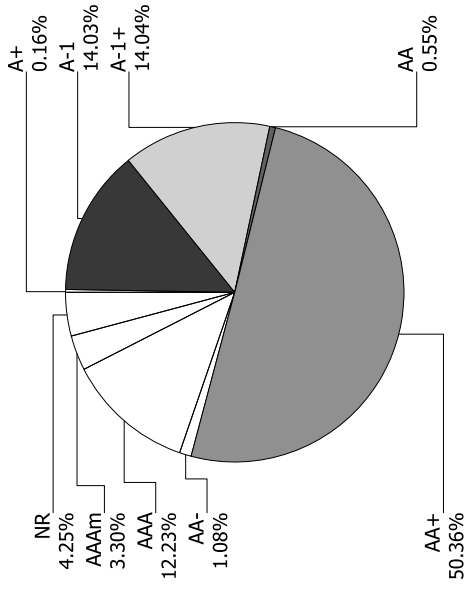
For the Month Ending September 30, 2018

SAN BERNARDINO COUNTY - 76990800

Issuer Summary

Issuer	Market Value of Holdings	Percent
3M COMPANY	1,996,602.00	0.03
AMERICAN HONDA FINANCE	69,826,330.00	1.14
BANK OF AMERICA CO	124,971,085.75	2.04
BANK OF MONTREAL	99,977,937.00	1.63
BANK OF NOVA SCOTIA	50,019,500.00	0.82
BANK OF THE WEST	225,000,000.00	3.67
BNP PARIBAS	194,894,545.00	3.18
CAMP	200,000,000.00	3.27
COMMONWEALTH BANK OF AUSTRALIA	109,990,434.00	1.80
CREDIT AGRICOLE SA	29,999,029.50	0.49
DEXIA GROUP	49,991,100.00	0.82
FANNIE MAE	397,072,908.00	6.48
FEDERAL FARM CREDIT BANKS	183,207,785.00	2.99
FEDERAL HOME LOAN BANKS	679,407,480.00	11.10
FEDERATED GOVT OBLIGATIONS FUNDS	1,000,000.00	0.02
FIDELITY TREASURY MF	1,000,000.00	0.02
FREDDIE MAC	449,067,480.68	7.33
INTER-AMERICAN DEVELOPMENT BANK	271,991,325.00	4.44
INTERNATIONAL FINANCE CORPORATION	24,603,775.00	0.40
INTL BANK OF RECONSTRUCTION AND DEV	464,470,708.50	7.59
JOHNSON & JOHNSON	2,939,367.00	0.05
JP MORGAN CHASE & CO	84,729,910.00	1.38
MICROSOFT CORP	59,533,730.00	0.97
MITSUBISHI UFJ FINANCIAL GROUP INC	69,965,875.00	1.14
NATIXIS NY BRANCH	144,974,045.00	2.37
NORDEA BANK AB	75,022,595.00	1.23
ROYAL BANK OF CANADA	125,083,825.00	2.04
STONECASTLE FICA	35,000,000.00	0.57
SVENSKA HANDELSBANKEN AB	70,685,594.00	1.15
SWEDBANK AB	25,000,555.00	0.41
TORONTO-DOMINION BANK	104,947,494.80	1.71
TOYOTA MOTOR CORP	74,512,975.00	1.22

Credit Quality (S&P Ratings)





Managed Account Issuer Summary

SAN BERNARDINO COUNTY - 76990800

Issuer	Market Value of Holdings	Percent
UNITED STATES TREASURY	1,374,534,175.00	22.46
US BANCORP	114,099,058.75	1.86
WAL-MART STORES INC	33,974,317.00	0.55
WESTPAC BANKING CORP	99,965,750.00	1.63
Total	\$6,123,457,291.98	100.00%



Managed Account Detail of Securities Held

For the Month Ending **September 30, 2018**

SAN BERNARDINO COUNTY - 76990800

Security Type / Description	Dated Date / Coupon / Maturity	CUSIP	S&P Rating	Moody's Rating	Trade Date	Settle Date	Original Cost	YTM at Cost	Accrued Interest	Amortized Cost	Market Value
U.S. Treasury Bond / Note											
US TREASURY NOTES	DTD 02/29/2012 1.375% 02/28/2019	912828SH4	AA+	Aaa	11/18/15	11/19/15	25,046,875.00	1.32	29,437.15	25,006,047.75	24,897,450.00
US TREASURY NOTES	DTD 02/28/2014 1.500% 02/28/2019	912828C24	AA+	Aaa	10/27/16	10/28/16	50,607,421.88	0.97	64,226.52	50,108,570.00	49,820,300.00
US TREASURY NOTES	DTD 03/31/2014 1.625% 03/31/2019	912828C65	AA+	Aaa	11/12/15	11/13/15	25,210,937.50	1.37	1,116.07	25,031,666.00	24,901,375.00
US TREASURY NOTES	DTD 04/15/2016 0.875% 04/15/2019	912828Q52	AA+	Aaa	09/26/17	09/27/17	24,797,851.56	1.40	101,007.51	24,929,295.75	24,792,975.00
UNITED STATES TREASURY NOTES	DTD 05/31/2017 1.250% 05/31/2019	912828XS4	AA+	Aaa	06/14/17	06/15/17	24,977,539.06	1.30	105,020.49	24,992,341.00	24,792,975.00
UNITED STATES TREASURY NOTES	DTD 05/31/2017 1.250% 05/31/2019	912828XS4	AA+	Aaa	09/26/17	09/27/17	24,934,670.31	1.41	105,020.49	24,973,983.50	24,792,975.00
US TREASURY NOTES	DTD 05/31/2012 1.125% 05/31/2019	912828SX9	AA+	Aaa	03/28/17	03/29/17	49,800,781.25	1.31	189,036.89	49,938,629.00	49,544,900.00
US TREASURY NOTES	DTD 06/15/2016 0.875% 06/15/2019	912828R85	AA+	Aaa	12/20/16	12/21/16	24,660,156.25	1.43	64,549.18	24,902,373.50	24,712,900.00
US TREASURY NOTES	DTD 07/02/2012 1.000% 06/30/2019	912828TC4	AA+	Aaa	03/28/17	03/29/17	49,630,859.38	1.33	126,358.70	49,876,684.00	49,439,450.00
US TREASURY NOTES	DTD 06/30/2014 1.625% 06/30/2019	912828WS5	AA+	Aaa	06/29/17	06/30/17	50,244,140.63	1.38	205,332.88	50,091,953.50	49,664,050.00
US TREASURY NOTES	DTD 06/30/2014 1.625% 06/30/2019	912828WS5	AA+	Aaa	07/03/17	07/05/17	50,210,937.50	1.41	205,332.88	50,080,012.50	49,664,050.00
US TREASURY N/B NOTES	DTD 06/30/2017 1.250% 06/30/2019	912828XV7	AA+	Aaa	12/15/17	12/18/17	49,570,312.50	1.82	157,948.37	49,789,571.00	49,523,450.00
US TREASURY NOTES	DTD 09/15/2016 0.875% 09/15/2019	912828G4	AA+	Aaa	09/20/17	09/21/17	24,721,679.69	1.45	9,668.51	24,864,912.25	24,583,975.00
US TREASURY NOTES	DTD 10/31/2014 1.500% 10/31/2019	912828F62	AA+	Aaa	12/20/16	12/21/16	24,968,750.00	1.54	156,929.35	24,988,076.00	24,684,575.00



Managed Account Detail of Securities Held

For the Month Ending September 30, 2018

SAN BERNARDINO COUNTY - 76990800

Security Type/Description	Dated Date/Coupon/Maturity	CUSIP	S&P Rating	Moody's Rating	Trade Date	Settle Date	Original Cost	YTM at Cost	Accrued Interest	Amortized Cost	Market Value
U.S. Treasury Bond / Note											
US TREASURY NOTES	DTD 10/31/2014 1.500%	912828F62	AA+	Aaa	11/16/17	11/17/17	24,899,414.06	1.71	156,929.35	24,943,938.75	24,684,575.00
US TREASURY NOTES	DTD 11/30/2012 1.000%	912828UB4	AA+	Aaa	11/10/16	11/14/16	24,900,390.63	1.13	84,016.39	24,961,524.75	24,514,650.00
US TREASURY N/B	DTD 12/15/2016 1.375%	912828U73	AA+	Aaa	09/26/17	09/27/17	24,948,242.19	1.47	101,434.43	24,971,742.00	24,607,425.00
US TREASURY N/B NOTES	DTD 01/17/2017 1.375%	912828V31	AA+	Aaa	01/12/18	01/16/18	49,376,953.13	2.01	145,720.11	49,595,535.00	49,150,400.00
US TREASURY NOTES	DTD 02/15/2017 1.375%	912828W22	AA+	Aaa	01/12/18	01/16/18	49,337,890.63	2.03	87,805.71	49,560,685.00	49,080,100.00
US TREASURY NOTES	DTD 03/02/2015 1.375%	912828J50	AA+	Aaa	02/01/17	02/02/17	24,858,398.44	1.56	29,437.15	24,934,011.00	24,523,450.00
US TREASURY NOTES	DTD 04/30/2015 1.375%	912828K58	AA+	Aaa	01/06/17	01/09/17	49,675,781.25	1.58	287,703.80	49,843,010.00	48,916,000.00
US TREASURY NOTES	DTD 04/30/2013 1.125%	912828VA5	AA+	Aaa	01/31/18	02/01/18	48,820,312.50	2.21	235,394.02	49,162,692.50	48,726,550.00
US TREASURY NOTES	DTD 05/31/2013 1.375%	912828VF4	AA+	Aaa	03/28/18	03/29/18	49,009,765.63	2.31	231,045.08	49,237,981.00	48,849,600.00
US TREASURY NOTES	DTD 06/01/2015 1.500%	912828XE5	AA+	Aaa	04/25/18	04/26/18	48,966,796.88	2.52	252,049.18	49,176,052.50	48,953,100.00
US TREASURY NOTES	DTD 07/01/2013 1.875%	912828VJ6	AA+	Aaa	03/28/18	03/29/18	49,511,718.75	2.32	236,922.55	49,620,443.00	49,210,950.00
US TREASURY NOTES	DTD 07/01/2013 1.875%	912828VJ6	AA+	Aaa	04/25/18	04/26/18	49,298,828.13	2.54	236,922.55	49,435,642.00	49,210,950.00
US TREASURY NOTES	DTD 07/31/2013 2.000%	912828VP2	AA+	Aaa	04/25/18	04/26/18	49,404,296.88	2.54	168,478.26	49,516,542.00	49,283,200.00
US TREASURY NOTES	DTD 08/16/2010 2.625%	912828NT3	AA+	Aaa	12/20/16	12/21/16	25,721,679.69	1.80	83,814.54	25,375,958.50	24,911,125.00



Managed Account Detail of Securities Held

For the Month Ending **September 30, 2018**

SAN BERNARDINO COUNTY - 76990800

Security Type/Description Dated Date/Coupon/Maturity	CUSIP	S&P Rating	Moody's Rating	Trade Date	Settle Date	Original Cost	YTM at Cost	Accrued Interest	Amortized Cost	Market Value
U.S. Treasury Bond / Note										
US TREASURY NOTES DTD 10/31/2013 1.750% 10/31/2020	912828WVC0	AA+	Aaa	10/25/17	10/26/17	49,996,093.75	1.75	366,168.48	49,997,315.50	48,904,300.00
US TREASURY NOTES DTD 11/30/2015 1.625% 11/30/2020	912828M98	AA+	Aaa	12/20/16	12/21/16	24,755,859.38	1.88	136,526.64	24,863,846.75	24,362,300.00
US TREASURY N/B DTD 02/29/2016 1.125% 02/28/2021	912828P87	AA+	Aaa	11/29/17	11/30/17	24,374,023.44	1.92	24,084.94	24,531,270.50	23,993,175.00
US TREASURY NOTES DTD 05/31/2016 1.375% 05/31/2021	912828R77	AA+	Aaa	12/20/16	12/21/16	24,334,960.94	2.00	115,522.54	24,594,280.00	24,042,975.00
US TREASURY NOTES DTD 06/02/2014 2.000% 05/31/2021	912828WN6	AA+	Aaa	12/02/16	12/05/16	50,447,265.63	1.79	336,065.57	50,269,877.50	48,882,800.00
US TREASURY N/B DTD 09/30/2016 1.125% 09/30/2021	912828T34	AA+	Aaa	11/29/17	11/30/17	24,198,242.19	2.00	772.66	24,367,919.25	23,742,200.00
US TREASURY NOTES DTD 12/01/2014 1.875% 11/30/2021	912828G53	AA+	Aaa	12/20/16	12/21/16	24,734,375.00	2.10	157,530.74	24,826,919.50	24,237,300.00
US TREASURY NOTES DTD 02/02/2015 1.500% 01/31/2022	912828H86	AA+	Aaa	02/15/17	02/16/17	48,779,296.88	2.02	126,358.70	49,166,309.00	47,779,300.00
US TREASURY N/B NOTES DTD 02/28/2017 1.875% 02/28/2022	912828W55	AA+	Aaa	11/29/17	11/30/17	24,823,242.19	2.05	40,141.57	24,857,009.50	24,165,050.00
US TREASURY N/B NOTES DTD 11/02/2015 1.875% 10/31/2022	912828M49	AA+	Aaa	11/29/17	11/30/17	24,739,257.81	2.10	196,161.68	24,781,860.75	23,987,300.00
Security Type Sub-Total						1,389,295,998.51	1.80	5,357,991.63	1,392,166,482.00	1,374,534,175.00

Supra-National Discount Note

INTL BANK OF RECON AND DEV DISC NOTE -- 0.000% 01/02/2019	459052AB2	A-1+	P-1	09/27/18	10/01/18	24,854,687.50	2.26	0.00	24,854,687.50	24,853,674.50
INTL BANK OF RECON AND DEV DISC NOTE -- 0.000% 01/02/2019	459052AB2	A-1+	P-1	09/28/18	10/01/18	49,709,375.00	2.26	0.00	49,709,375.00	49,707,349.00



Managed Account Detail of Securities Held

For the Month Ending **September 30, 2018**

SAN BERNARDINO COUNTY - 76990800											
Security Type/Description	S&P Rating	Moody's Rating	Trade Date	Settle Date	Original Cost	YTM at Cost	Accrued Interest	Amortized Cost	Market Value		
Dated Date/Coupon/Maturity	CUSIP	Par	Rating	Rating	Date	Date	Cost	at Cost	Interest	Cost	Value
Security Type Sub-Total		75,000,000.00			74,564,062.50	2.26	0.00	74,564,062.50	74,561,023.50		
Supra-National Agency Bond / Note											
INTL BANK OF RECONSTRUCTION AND DEV NT	459058ER0	50,000,000.00	AAA	Aaa	09/30/15	10/07/15	49,915,000.00	1.06	244,444.44	49,999,680.50	49,994,500.00
DTD 10/07/2015 1.000% 10/05/2018											
INTL BK OF REC & DEV NOTE (EX-CALLABLE)	459058FC2	25,000,000.00	AAA	Aaa	04/21/16	04/26/16	24,947,500.00	1.32	134,548.61	24,989,878.00	24,813,450.00
DTD 04/26/2016 1.250% 04/26/2019											
INTER-AMERICAN DEVELOPMENT BANK	458182DX7	25,000,000.00	AAA	Aaa	05/24/16	05/27/16	24,842,875.00	1.22	95,833.33	24,966,831.25	24,752,900.00
DTD 04/12/2016 1.000% 05/13/2019											
INTER-AMERICAN DEVELOPMENT BANK	458182DX7	100,000,000.00	AAA	Aaa	04/05/16	04/12/16	99,700,000.00	1.10	383,333.33	99,939,224.00	99,011,600.00
DTD 04/12/2016 1.000% 05/13/2019											
INTL BANK OF RECON AND DEV	45905UUV4	50,000,000.00	AAA	Aaa	01/13/16	01/25/16	50,000,000.00	1.43	131,083.33	50,000,000.00	49,415,000.00
DTD 01/25/2016 1.430% 07/25/2019											
INTL BANK OF RECON AND DEV GLOBAL NOTES	459058EV1	25,000,000.00	AAA	Aaa	01/21/16	01/28/16	24,879,250.00	1.39	56,423.61	24,971,169.25	24,724,300.00
DTD 01/28/2016 1.250% 07/26/2019											
INTL BANK OF RECON AND DEV SN NOTE	459058FK4	50,000,000.00	AAA	Aaa	07/08/16	07/13/16	49,907,500.00	0.94	55,902.78	49,973,595.00	49,243,450.00
DTD 07/13/2016 0.875% 08/15/2019											
INTER-AMERICAN DEVELOPMENT BANK	4581XOCR7	25,000,000.00	AAA	Aaa	12/02/15	12/07/15	24,651,000.00	1.62	144,097.22	24,903,856.75	24,622,575.00
DTD 10/15/2015 1.250% 10/15/2019											
INTER-AMERICAN DEVELOPMENT BANK	4581XOCR7	25,000,000.00	AAA	Aaa	03/16/16	03/21/16	24,746,000.00	1.54	144,097.22	24,924,602.75	24,622,575.00
DTD 10/15/2015 1.250% 10/15/2019											
INTL BANK OF RECON AND DEV GLOBAL NOTES	459058FS7	50,000,000.00	AAA	Aaa	10/20/16	10/27/16	49,894,500.00	1.20	193,750.00	49,959,973.50	49,046,150.00
DTD 10/27/2016 1.125% 11/27/2019											
INTL BANK OF RECON AND DEV GLOBAL NOTES	459058FA6	25,000,000.00	AAA	Aaa	03/23/16	03/30/16	24,923,500.00	1.45	954.86	24,970,845.50	24,466,650.00
DTD 03/30/2016 1.375% 03/30/2020											



Managed Account Detail of Securities Held

For the Month Ending September 30, 2018

SAN BERNARDINO COUNTY - 76990800

Security Type/Description Dated Date/Coupon/Maturity	CUSIP	S&P Rating	Moody's Rating	Trade Date	Settle Date	Original Cost	YTM at Cost	Accrued Interest	Amortized Cost	Market Value
Supra-National Agency Bond / Note										
INTL BK RECON & DEVELOP NOTES DTD 03/21/2017 1.875% 04/21/2020	459058FZ1	AAA	Aaa	03/14/17	03/21/17	24,978,250.00	1.90	208,333.33	24,988,791.00	24,628,775.00
INTER-AMERICAN DEVEL BK NOTE DTD 04/12/2017 1.625% 05/12/2020	4581X0CX4	AAA	Aaa	04/05/17	04/12/17	24,940,750.00	1.70	156,857.64	24,968,544.50	24,510,825.00
INTL BANK OF RECON AND DEV GLOBAL NOTES DTD 08/29/2017 1.625% 09/04/2020	459058GA5	AAA	Aaa	08/22/17	08/29/17	24,994,750.00	1.63	30,468.75	24,996,603.25	24,411,450.00
INTERNATIONAL FINANCE CORPORATION NOTE DTD 01/25/2018 2.250% 01/25/2021	45950KCM0	AAA	Aaa	01/18/18	01/25/18	24,926,500.00	2.35	103,125.00	24,942,807.50	24,603,775.00
INTER-AMERICAN DEVELOPMENT BANK NOTE DTD 04/19/2018 2.625% 04/19/2021	4581X0DB1	AAA	Aaa	04/12/18	04/19/18	49,890,000.00	2.70	590,625.00	49,905,951.50	49,545,750.00
INTL BANK OF RECONSTRUCTION AND DEV NOTE DTD 07/25/2018 2.750% 07/23/2021	459058GH0	AAA	Aaa	07/18/18	07/25/18	49,883,000.00	2.83	252,083.33	49,889,897.50	49,691,300.00
INTL BANK OF RECON AND DEV GLOBAL NOTES DTD 12/13/2017 2.125% 12/13/2021	459058GF4	AAA	Aaa	12/12/17	12/13/17	19,955,000.00	2.18	127,500.00	19,963,697.00	19,474,660.00
INTER-AMERICAN DEVELOPMENT BANK NOTE DTD 09/26/2018 3.000% 09/26/2022	4581X0DD7	AAA	Aaa	09/20/18	09/26/18	24,944,000.00	3.06	10,416.67	24,944,184.25	24,925,100.00
Security Type Sub-Total						692,919,375.00	1.64	3,063,878.45	694,200,133.00	686,504,785.00

NOW Account

BANK OF THE WEST MONEY MARKET FUND	BKOFWEST7	NR	NR	12/11/17	12/11/17	2,000.00	2.11	0.00	2,000.00	2,000.00
BANK OF THE WEST MONEY MARKET FUND	BKOFWEST7	NR	NR	11/21/16	11/21/16	14,998,000.00	2.11	0.00	14,998,000.00	14,998,000.00
BANK OF THE WEST MONEY MARKET FUND	BKOFWEST7	NR	NR	09/22/17	09/22/17	20,000,000.00	2.11	0.00	20,000,000.00	20,000,000.00
BANK OF THE WEST MONEY MARKET FUND	BKOFWEST7	NR	NR	07/24/18	07/24/18	25,000,000.00	2.11	0.00	25,000,000.00	25,000,000.00



Managed Account Detail of Securities Held

For the Month Ending **September 30, 2018**

SAN BERNARDINO COUNTY - 76990800

Security Type/Description	Dated Date/Coupon/Maturity	CUSIP	S&P Rating	Moody's Rating	Trade Date	Settle Date	Original Cost	YTM at Cost	Accrued Interest	Amortized Cost	Market Value
NOW Account											
BANK OF THE WEST MONEY MARKET FUND	BKOFWEST7	BKOFWEST7	NR	NR	12/08/16	12/08/16	35,000,000.00	2.11	0.00	35,000,000.00	35,000,000.00
BANK OF THE WEST MONEY MARKET FUND	BKOFWEST7	BKOFWEST7	NR	NR	11/28/16	11/28/16	50,000,000.00	2.11	0.00	50,000,000.00	50,000,000.00
BANK OF THE WEST MONEY MARKET FUND	BKOFWEST7	BKOFWEST7	NR	NR	05/30/17	05/30/17	80,000,000.00	2.11	0.00	80,000,000.00	80,000,000.00
Security Type Sub-Total							225,000,000.00	2.11	0.00	225,000,000.00	225,000,000.00
Money Market Mutual Fund											
FIDELITY GOVT MM FUND 2642	31607A703	31607A703	AAA	Aaa	10/27/16	10/27/16	1,000,000.00	1.92	0.00	1,000,000.00	1,000,000.00
FEDERATED GOVT OBLIGATIONS FUND	608919718	608919718	AAA	Aaa	04/03/18	04/03/18	1,000,000.00	1.89	0.00	1,000,000.00	1,000,000.00
Security Type Sub-Total							2,000,000.00	1.91	0.00	2,000,000.00	2,000,000.00
Joint Powers Authority											
CALIFORNIA ASSET MANAGEMENT PROGRAM	CAMPMPF025	CAMPMPF025	AAA	NR	07/27/18	07/27/18	13,000,000.00	2.19	0.00	13,000,000.00	13,000,000.00
CALIFORNIA ASSET MANAGEMENT PROGRAM	CAMPMPF025	CAMPMPF025	AAA	NR	12/08/15	12/08/15	18,000,000.00	2.19	0.00	18,000,000.00	18,000,000.00
CALIFORNIA ASSET MANAGEMENT PROGRAM	CAMPMPF025	CAMPMPF025	AAA	NR	08/12/15	08/12/15	24,000,000.00	2.19	0.00	24,000,000.00	24,000,000.00
CALIFORNIA ASSET MANAGEMENT PROGRAM	CAMPMPF025	CAMPMPF025	AAA	NR	08/05/15	08/05/15	25,000,000.00	2.19	0.00	25,000,000.00	25,000,000.00
CALIFORNIA ASSET MANAGEMENT PROGRAM	CAMPMPF025	CAMPMPF025	AAA	NR	09/24/18	09/24/18	25,000,000.00	2.19	0.00	25,000,000.00	25,000,000.00
CALIFORNIA ASSET MANAGEMENT PROGRAM	CAMPMPF025	CAMPMPF025	AAA	NR	09/22/17	09/22/17	45,000,000.00	2.19	0.00	45,000,000.00	45,000,000.00
CALIFORNIA ASSET MANAGEMENT PROGRAM	CAMPMPF025	CAMPMPF025	AAA	NR	04/27/16	04/27/16	50,000,000.00	2.19	0.00	50,000,000.00	50,000,000.00
Security Type Sub-Total							200,000,000.00	2.19	0.00	200,000,000.00	200,000,000.00



Managed Account Detail of Securities Held

For the Month Ending September 30, 2018

SAN BERNARDINO COUNTY - 76990800

Security Type/Description	Dated Date/Coupon/Maturity	CUSIP	S&P Rating	Moody's Rating	Trade Date	Settle Date	Original Cost	YTM at Cost	Accrued Interest	Amortized Cost	Market Value
Federally Insured Cash Account											
STONECASTLE FICA	FICAMF003		NR	NR	07/27/18	07/27/18	10,000,000.00	2.00	0.00	10,000,000.00	10,000,000.00
STONECASTLE FICA	FICAMF003		NR	NR	08/20/14	08/20/14	25,000,000.00	2.00	0.00	25,000,000.00	25,000,000.00
Security Type Sub-Total							35,000,000.00	2.00	0.00	35,000,000.00	35,000,000.00
Federal Agency Bond / Note											
FHLMC REFERENCE NOTES DTD 09/16/2016 0.875% 10/12/2018	3137EAED7		AA+	Aaa	09/15/16	09/16/16	49,978,500.00	0.90	205,381.94	49,999,680.00	49,980,350.00
FNMA BENCHMARK NOTE DTD 09/01/2015 1.125% 10/19/2018	3135G0E58		AA+	Aaa	09/09/15	09/10/15	11,972,640.00	1.20	60,750.00	11,999,552.52	11,993,688.00
FNMA BENCHMARK NOTE DTD 09/01/2015 1.125% 10/19/2018	3135G0E58		AA+	Aaa	09/09/15	09/10/15	24,943,250.00	1.20	126,562.50	24,999,071.75	24,986,850.00
FHLMC NOTES (EX-CALLABLE) DTD 04/26/2016 1.050% 10/26/2018	3134G8YU7		AA+	Aaa	04/19/16	04/26/16	49,965,000.00	1.08	226,041.67	49,999,017.50	49,957,750.00
FHLB NOTES DTD 12/08/2016 1.250% 01/16/2019	3130AAE46		AA+	Aaa	12/07/16	12/08/16	49,998,000.00	1.25	130,208.33	49,999,697.50	49,851,850.00
FNMA BENCHMARK NOTE DTD 02/23/2016 1.000% 02/26/2019	3135G0J53		AA+	Aaa	02/18/16	02/23/16	24,941,000.00	1.08	24,305.56	24,991,992.75	24,868,275.00
FHLMC NOTES (EX-CALLABLE) DTD 02/28/2017 1.375% 02/28/2019	3134GA6H2		AA+	Aaa	02/16/17	02/28/17	25,000,000.00	1.38	31,510.42	25,000,000.00	24,897,875.00
FEDERAL HOME LOAN BANK NOTES DTD 02/06/2012 1.500% 03/08/2019	3133782M2		AA+	Aaa	03/01/17	03/02/17	25,051,750.00	1.40	23,958.33	25,011,314.00	24,907,825.00
FEDERAL HOME LOAN BANK NOTES DTD 02/06/2012 1.500% 03/08/2019	3133782M2		AA+	Aaa	03/29/17	03/30/17	25,052,500.00	1.39	23,958.33	25,011,942.50	24,907,825.00
FHLB NOTES DTD 03/10/2017 1.375% 03/18/2019	3130AAXX1		AA+	Aaa	03/09/17	03/10/17	74,826,000.00	1.49	37,239.58	74,959,613.25	74,658,225.00
FREDDIE MAC NOTES DTD 03/21/2016 1.125% 04/15/2019	3137EADZ9		AA+	Aaa	03/17/16	03/21/16	24,991,750.00	1.14	129,687.50	24,998,521.50	24,823,250.00



Managed Account Detail of Securities Held

For the Month Ending September 30, 2018

SAN BERNARDINO COUNTY - 76990800

Security Type/Description	Dated Date/Coupon/Maturity	CUSIP	S&P Rating	Moody's Rating	Trade Date	Settle Date	Original Cost	YTM at Cost	Accrued Interest	Amortized Cost	Market Value	
Federal Agency Bond / Note												
FFCB BONDS	DTD 04/17/2017 1.320% 04/17/2019	3133EHFK4	AA+	Aaa	04/06/17	04/17/17	24,978,250.00	1.36	150,333.33	24,994,022.00	24,845,550.00	
FEDERAL HOME LOAN BANK AGENCY NOTES	DTD 05/12/2017 1.375% 05/28/2019	3130ABF92	AA+	Aaa	05/11/17	05/12/17	44,914,950.00	1.47	211,406.25	44,972,321.40	44,668,350.00	
FHLB GLOBAL NOTE	DTD 06/03/2016 1.125% 06/21/2019	3130A8DB6	AA+	Aaa	06/02/16	06/03/16	49,979,000.00	1.14	156,250.00	49,994,946.50	49,491,850.00	
FFCB BONDS	DTD 07/24/2017 1.400% 07/24/2019	3133EHSC8	AA+	Aaa	07/17/17	07/24/17	24,981,750.00	1.44	65,138.89	24,992,514.00	24,767,025.00	
FREDDIE MAC GLOBAL NOTES	DTD 07/30/2012 1.250% 08/01/2019	3137EADK2	AA+	Aaa	08/07/15	08/10/15	23,123,989.46	1.50	48,639.58	23,299,173.90	23,091,910.68	
FREDDIE MAC NOTES	DTD 07/19/2017 1.375% 08/15/2019	3137EAEH8	AA+	Aaa	09/26/17	09/27/17	9,978,400.00	1.49	17,569.44	9,989,946.60	9,895,760.00	
FREDDIE MAC NOTES	DTD 07/19/2017 1.375% 08/15/2019	3137EAEH8	AA+	Aaa	07/18/17	07/19/17	74,889,750.00	1.45	131,770.83	74,953,113.75	74,218,200.00	
FNMA NOTES	DTD 09/02/2016 1.000% 08/28/2019	3135G0P49	AA+	Aaa	08/31/16	09/02/16	49,922,000.00	1.05	45,833.33	49,976,037.00	49,279,350.00	
FREDDIE MAC GLOBAL NOTES	DTD 10/02/2012 1.250% 10/02/2019	3137EADM8	AA+	Aaa	09/26/17	09/27/17	9,949,000.00	1.51	62,152.78	9,974,416.10	9,862,210.00	
FEDERAL HOME LOAN BANK NOTES	DTD 10/13/2017 1.500% 10/21/2019	3130ACM92	AA+	Aaa	10/12/17	10/13/17	49,911,500.00	1.59	333,333.33	49,953,427.00	49,397,450.00	
FANNIE MAE GLOBAL NOTES	DTD 10/25/2016 1.000% 10/24/2019	3135G0R39	AA+	Aaa	10/21/16	10/25/16	24,933,000.00	1.09	109,027.78	24,975,970.00	24,562,275.00	
FHLB NOTES	DTD 11/17/2016 1.375% 11/15/2019	3130AA3R7	AA+	Aaa	11/16/16	11/17/16	34,991,950.00	1.38	181,805.56	34,996,941.70	34,497,820.00	
FEDERAL FARM CREDIT BANKS FLOATING NOTE	DTD 03/19/2018 2.108% 11/19/2019	3133EJGR4	AA+	Aaa	03/09/18	03/19/18	10,000,000.00	1.72	7,027.10	10,000,000.00	9,998,860.00	
FFCB NOTES	DTD 12/12/2017 1.875% 12/12/2019	3133EH2S1	AA+	Aaa	12/05/17	12/12/17	49,950,685.50	1.93	283,854.17	49,970,267.00	49,528,300.00	



Managed Account Detail of Securities Held

For the Month Ending September 30, 2018

SAN BERNARDINO COUNTY - 76990800

Security Type/Description	Dated Date/Coupon/Maturity	CUSIP	S&P Rating	Moody's Rating	Trade Date	Settle Date	Original Cost	YTM at Cost	Accrued Interest	Amortized Cost	Market Value
Federal Agency Bond / Note											
FHLB NOTES	DTD 12/30/2013 2.375%	3130A0JR2	AA+	Aaa	11/16/17	11/17/17	25,295,700.00	1.79	178,125.00	25,172,586.00	24,900,050.00
FREDDIE MAC NOTES	DTD 01/17/2017 1.500%	3137EAE5	AA+	Aaa	01/12/17	01/17/17	24,973,000.00	1.54	77,083.33	24,988,202.00	24,609,975.00
FNMA NOTES	DTD 01/12/2015 1.625%	3135G0A78	AA+	Aaa	12/02/15	12/03/15	25,004,100.00	1.62	78,993.06	25,001,376.00	24,644,225.00
FHLB NOTES	DTD 02/09/2018 2.125%	3130ADN32	AA+	Aaa	02/08/18	02/09/18	74,862,750.00	2.22	221,354.17	74,906,262.75	74,372,775.00
FNMA NOTES	DTD 02/28/2017 1.500%	3135G0T29	AA+	Aaa	02/24/17	02/28/17	39,974,400.00	1.52	55,000.00	39,987,839.60	39,315,920.00
FEDERAL HOME LOAN BANKS NOTES	DTD 03/16/2018 2.375%	3130ADUJ9	AA+	Aaa	03/15/18	03/16/18	29,994,600.00	2.38	1,979.17	29,996,138.70	29,817,780.00
FHLMC AGENCY NOTES	DTD 04/20/2017 1.375%	3137EAEF2	AA+	Aaa	04/19/17	04/20/17	24,914,500.00	1.49	153,732.64	24,955,275.00	24,466,750.00
FHLMC NOTES	DTD 04/19/2018 2.500%	3137EAE M7	AA+	Aaa	04/18/18	04/19/18	34,992,300.00	2.51	393,750.00	34,994,031.45	34,837,600.00
FFCB BONDS	DTD 05/08/2017 1.550%	3133EHJA2	AA+	Aaa	05/02/17	05/08/17	24,986,275.00	1.57	153,923.61	24,992,588.75	24,511,750.00
FEDERAL HOME LOAN BANKS NOTES	DTD 05/21/2018 2.625%	3130AECJ7	AA+	Aaa	05/18/18	05/21/18	49,982,000.00	2.64	473,958.33	49,985,245.00	49,858,900.00
FNMA NOTES	DTD 08/01/2017 1.500%	3135G0T60	AA+	Aaa	07/28/17	08/01/17	74,772,750.00	1.60	190,625.00	74,859,942.00	73,293,000.00
FHLB NOTES	DTD 03/14/2018 2.400%	3130ADT93	AA+	Aaa	03/08/18	03/14/18	9,993,783.00	2.43	11,333.33	9,995,112.60	9,916,530.00
FHLB NOTES	DTD 09/08/2017 1.375%	3130ACE26	AA+	Aaa	09/07/17	09/08/17	39,871,600.00	1.48	4,583.33	39,915,585.60	38,873,800.00
FEDERAL HOME LOAN BANKS NOTES	DTD 09/07/2018 2.625%	3130AEWA4	AA+	Aaa	09/06/18	09/07/18	74,838,750.00	2.73	131,250.00	74,843,066.25	74,646,750.00



Managed Account Detail of Securities Held

For the Month Ending **September 30, 2018**

SAN BERNARDINO COUNTY - 76990800

Security Type/Description	Dated Date/Coupon/Maturity	CUSIP	S&P Rating	Moody's Rating	Trade Date	Settle Date	Original Cost	YTM at Cost	Accrued Interest	Amortized Cost	Market Value
Federal Agency Bond / Note											
FHLMC NOTES	DTD 11/15/2017 1.875% 11/17/2020	3137EAEK1	AA+	Aaa	11/14/17	11/15/17	49,952,000.00	1.91	348,958.33	49,965,726.00	49,001,100.00
FHLB CALLABLE NOTES	DTD 01/29/2018 2.250% 01/29/2021	3130ADPV9	AA+	Aaa	01/17/18	01/29/18	25,000,000.00	2.25	96,875.00	25,000,000.00	24,639,700.00
FREDDIE MAC NOTES	DTD 02/16/2018 2.375% 02/16/2021	3137EAEI9	AA+	Aaa	02/15/18	02/16/18	49,868,000.00	2.47	148,437.50	49,894,730.00	49,424,750.00
FEDERAL FARM CREDIT BANKS NOTES	DTD 04/05/2018 2.540% 04/05/2021	3133EJJD2	AA+	Aaa	04/03/18	04/05/18	50,012,500.00	2.53	620,888.89	50,010,526.50	49,556,300.00
FANNIE MAE NOTES	DTD 04/13/2018 2.500% 04/13/2021	3135GOUZ7	AA+	Aaa	04/12/18	04/13/18	49,925,500.00	2.55	583,333.33	49,936,724.50	49,491,500.00
FANNIE MAE NOTES	DTD 06/25/2018 2.750% 06/22/2021	3135GOU35	AA+	Aaa	06/22/18	06/25/18	74,982,750.00	2.76	550,000.00	74,984,183.25	74,637,825.00

Security Type Sub-Total **1,725,347,000.00** **1,723,421,872.96** **1.76** **7,297,930.55** **1,724,398,642.17** **1,708,755,653.68**

Corporate Note

MICROSOFT CORP NOTES	DTD 11/03/2015 1.300% 11/03/2018	594918BF0	AAA	Aaa	10/30/15	11/04/15	1,001,640.00	1.24	5,344.44	1,000,049.40	998,884.00
MICROSOFT CORP NOTES	DTD 11/03/2015 1.300% 11/03/2018	594918BF0	AAA	Aaa	10/30/15	11/04/15	1,001,670.00	1.24	5,344.44	1,000,050.30	998,884.00
MICROSOFT CORP NOTES	DTD 11/03/2015 1.300% 11/03/2018	594918BF0	AAA	Aaa	10/30/15	11/04/15	3,505,425.00	1.25	18,705.56	3,500,163.42	3,496,094.00
MICROSOFT CORP NOTES	DTD 11/03/2015 1.300% 11/03/2018	594918BF0	AAA	Aaa	10/30/15	11/04/15	4,506,750.00	1.25	24,050.00	4,500,203.31	4,494,978.00
MICROSOFT CORP NOTES	DTD 11/03/2015 1.300% 11/03/2018	594918BF0	AAA	Aaa	10/30/15	11/04/15	5,007,050.00	1.25	26,722.22	5,000,212.35	4,994,420.00
MICROSOFT CORP NOTES	DTD 11/03/2015 1.300% 11/03/2018	594918BF0	AAA	Aaa	10/30/15	11/04/15	5,007,750.00	1.25	26,722.22	5,000,233.45	4,994,420.00
MICROSOFT CORP NOTES	DTD 11/03/2015 1.300% 11/03/2018	594918BF0	AAA	Aaa	10/30/15	11/04/15	5,008,500.00	1.24	26,722.22	5,000,256.00	4,994,420.00



Managed Account Detail of Securities Held

For the Month Ending **September 30, 2018**

SAN BERNARDINO COUNTY - 76990800

Security Type/Description Dated Date/Coupon/Maturity	CUSIP	S&P Rating	Moody's Rating	Trade Date	Settle Date	Original Cost	YTM at Cost	Accrued Interest	Amortized Cost	Market Value
Corporate Note										
MICROSOFT CORP NOTES DTD 08/08/2016 1.100% 08/08/2019	594918BN3	AAA	Aaa	08/01/16	08/08/16	19,979,400.00	1.14	32,388.89	19,994,075.00	19,743,580.00
WAL-MART STORES INC CORP NOTE DTD 10/20/2017 1.750% 10/09/2019	931142DY6	AA	Aa2	10/11/17	10/20/17	6,999,860.00	1.75	58,527.78	6,999,918.80	6,936,825.00
MICROSOFT CORP NOTES DTD 02/06/2017 1.850% 02/06/2020	594918BV5	AAA	Aaa	01/30/17	02/06/17	14,989,950.00	1.87	42,395.83	14,995,418.85	14,818,050.00
JPMORGAN CHASE & CO CALLABLE FLT CORP DTD 02/13/2018 2.588% 02/13/2020	48125LRM6	A+	Aa3	02/08/18	02/13/18	10,000,000.00	2.10	35,225.56	10,000,000.00	10,005,410.00
WAL-MART STORES INC CORP NOTES DTD 06/27/2018 2.850% 06/23/2020	93114ZEG4	AA	Aa2	06/20/18	06/27/18	9,996,900.00	2.87	74,416.67	9,997,289.50	10,003,390.00
JOHNSON & JOHNSON CORP NOTE DTD 11/10/2017 1.950% 11/10/2020	478160CH5	AAA	Aaa	11/08/17	11/10/17	2,996,790.00	1.99	22,912.50	2,997,724.71	2,939,367.00
WAL-MART STORES INC CORP NOTES DTD 06/27/2018 3.125% 06/23/2021	93114ZEJ8	AA	Aa2	06/20/18	06/27/18	6,999,650.00	3.13	57,118.06	6,999,671.21	7,014,042.00
WAL-MART STORES INC CORP NOTES DTD 06/27/2018 3.125% 06/23/2021	93114ZEJ8	AA	Aa2	06/21/18	06/27/18	10,011,800.00	3.08	81,597.22	10,010,796.60	10,020,060.00
3M COMPANY DTD 09/14/2018 3.000% 09/14/2021	88579YBA8	AA-	A1	09/11/18	09/14/18	1,995,900.00	3.07	2,833.33	1,995,962.10	1,996,602.00
Security Type Sub-Total						109,009,035.00	1.92	541,026.94	108,992,025.00	108,449,426.00
Commercial Paper										
BNP PARIBAS NY BRANCH COMM PAPER DTD 01/03/2018 0.000% 10/01/2018	09659CK15	A-1	P-1	04/04/18	04/04/18	24,697,500.00	2.45	0.00	25,000,000.00	24,995,525.00
JP MORGAN SECURITIES LLC COMM PAPER DTD 01/04/2018 0.000% 10/01/2018	466400K18	A-1	P-1	06/05/18	06/05/18	24,811,527.78	2.32	0.00	25,000,000.00	24,995,450.00
JP MORGAN SECURITIES LLC COMM PAPER DTD 01/04/2018 0.000% 10/01/2018	466400K18	A-1	P-1	06/19/18	06/19/18	24,832,444.44	2.34	0.00	25,000,000.00	24,995,450.00



Managed Account Detail of Securities Held

For the Month Ending September 30, 2018

SAN BERNARDINO COUNTY - 76990800

Security Type/Description Dated Date/Coupon/Maturity	CUSIP	S&P Rating	Moody's Rating	Trade Date	Settle Date	Original Cost	YTM at Cost	Accrued Interest	Amortized Cost	Market Value
Commercial Paper										
DEXIA CREDIT LOCAL SA NY COMM PAPER -- 0.000% 10/01/2018	25214PJ61	A-1+	P-1	06/19/18	06/19/18	49,686,555.56	2.18	0.00	50,000,000.00	49,991,100.00
BNP PARIBAS NY BRANCH COMM PAPER DTD 01/03/2018 0.000% 10/01/2018	09659CK15	A-1	P-1	09/27/18	09/27/18	144,965,361.11	2.15	0.00	145,000,000.00	144,974,045.00
NATIXIS NY BRANCH COMM PAPER DTD 07/03/2018 0.000% 10/01/2018	63873KK14	A-1	P-1	09/27/18	09/27/18	144,965,361.11	2.15	0.00	145,000,000.00	144,974,045.00
MUFG BANK LTD/NY COMM PAPER DTD 04/05/2018 0.000% 10/02/2018	62479MK28	A-1	P-1	09/12/18	09/12/18	34,960,333.33	2.04	0.00	34,998,016.55	34,991,495.00
MUFG BANK LTD/NY COMM PAPER DTD 04/10/2018 0.000% 10/10/2018	62479MKA0	A-1	P-1	09/24/18	09/24/18	34,967,022.22	2.12	0.00	34,981,450.00	34,974,380.00
TOYOTA MOTOR CREDIT CORP COMM PAPER DTD 04/05/2018 0.000% 11/01/2018	89233HL10	A-1+	P-1	06/27/18	06/29/18	49,597,222.22	2.34	0.00	49,900,111.00	49,896,400.00
AMERICAN HONDA FINANCE COMM PAPER DTD 08/06/2018 0.000% 11/07/2018	02665KL70	A-1	P-1	09/20/18	09/24/18	69,818,622.22	2.13	0.00	69,847,477.70	69,826,330.00
BNP PARIBAS NY BRANCH COMM PAPER DTD 05/22/2018 0.000% 11/16/2018	09659CLG1	A-1	P-1	08/14/18	08/14/18	24,854,430.56	2.24	0.00	24,928,764.00	24,924,975.00
JP MORGAN SECURITIES LLC COMM PAPER DTD 06/04/2018 0.000% 03/01/2019	466400Q12	A-1	P-1	08/02/18	08/02/18	24,633,680.56	2.54	0.00	24,737,847.25	24,733,600.00
TOYOTA MOTOR CREDIT CORP COMM PAPER DTD 08/08/2018 0.000% 05/01/2019	89233HS13	A-1+	P-1	08/08/18	08/09/18	24,523,368.06	2.64	0.00	24,618,694.50	24,616,575.00
Security Type Sub-Total						677,313,429.17	2.22	0.00	679,012,361.00	678,889,370.00
Certificate of Deposit										
SWEDBANK NY CERT DEPOS DTD 04/04/2018 2.340% 10/01/2018	87019VFD4	A-1+	P-1	04/04/18	04/04/18	25,000,000.00	2.34	292,500.00	25,000,000.00	25,000,555.00



Managed Account Detail of Securities Held

For the Month Ending September 30, 2018

SAN BERNARDINO COUNTY - 76990800

Security Type/Description	Dated Date/Coupon/Maturity	CUSIP	S&P Rating	Moody's Rating	Trade Date	Settle Date	Original Cost	YTM at Cost	Accrued Interest	Amortized Cost	Market Value	
Certificate of Deposit												
COMMONWEALTH BANK OF AUSTRALIA NY CD	20271ENR6	20271ENR6	A-1+	P-1	06/19/18	06/20/18	35,000,000.00	2.30	230,319.44	35,000,000.00	35,002,184.00	
DTD 06/19/2018 2.300% 10/24/2018												
ROYAL BANK OF CANADA NY FLOATING CERT D	78012UDG7	78012UDG7	A-1+	P-1	04/17/18	04/18/18	25,000,000.00	2.38	148,973.32	25,000,000.00	24,998,500.00	
DTD 04/18/2018 2.416% 11/01/2018												
CREDIT AGRICOLE CIB NY CERT DEPOS	22534H6J5	22534H6J5	A-1	P-1	08/01/18	08/01/18	30,000,000.00	2.25	114,375.00	30,000,000.00	29,999,029.50	
DTD 08/01/2018 2.250% 11/01/2018												
BANK OF AMERICA NA CERT DEPOS	06052TZS2	06052TZS2	A-1	P-1	04/03/18	04/04/18	50,000,000.00	2.44	610,000.00	50,000,000.00	50,007,640.00	
DTD 04/04/2018 2.440% 11/01/2018												
TORONTO DOMINION BANK NY CERT DEPOS	89114MGD3	89114MGD3	A-1+	P-1	09/27/18	09/27/18	30,000,000.00	2.30	7,666.67	30,000,000.00	29,997,052.80	
DTD 09/27/2018 2.300% 11/30/2018												
BANK OF MONTREAL CHICAGO CERT DEPOS	06371EZH3	06371EZH3	A-1	P-1	12/18/17	12/18/17	25,000,000.00	1.99	396,618.06	25,000,000.00	24,976,437.00	
DTD 12/18/2017 1.990% 12/18/2018												
CBA AUSTRALIA NY FLOATING CERT DEPOS	20271EMZ9	20271EMZ9	A-1+	P-1	12/18/17	12/19/17	25,000,000.00	1.76	20,067.75	25,000,000.00	24,991,250.00	
DTD 12/19/2017 2.408% 12/19/2018												
WESTPAC BANKING CORP NY FLOATING CD	96121T5H7	96121T5H7	A-1+	P-1	12/20/17	12/21/17	25,000,000.00	1.51	16,753.06	25,000,000.00	24,986,250.00	
DTD 12/21/2017 2.412% 12/21/2018												
US BANK NA CINCINNATI CERT DEPOS	90333VYJ3	90333VYJ3	A-1+	P-1	08/21/18	08/22/18	25,000,000.00	2.30	63,888.89	25,000,000.00	24,983,965.50	
DTD 08/22/2018 2.300% 01/02/2019												
ROYAL BANK OF CANADA NY FLT CERT DEPOS	78009N5Z5	78009N5Z5	A-1+	P-1	01/03/18	01/04/18	25,000,000.00	1.81	44,320.31	25,000,000.00	25,015,450.00	
DTD 01/03/2018 2.364% 01/03/2019												
SVENSKA HANDELSBANKEN NY CD	86958JHB8	86958JHB8	A-1+	P-1	05/02/18	05/04/18	20,613,805.20	2.46	90,200.25	20,660,695.46	20,646,594.00	
DTD 01/12/2017 1.890% 01/10/2019												
NORDEA BK AB (PUBL)/NY CERT DEPOS	65590AYN0	65590AYN0	A-1+	P-1	06/27/18	06/28/18	50,000,000.00	2.45	323,263.89	50,000,000.00	49,996,095.00	
DTD 06/28/2018 2.450% 01/24/2019												



Managed Account Detail of Securities Held

For the Month Ending September 30, 2018

SAN BERNARDINO COUNTY - 76990800

Security Type/Description	Dated Date/Coupon/Maturity	CUSIP	S&P Rating	Moody's Rating	Trade Date	Settle Date	Original Cost	YTM at Cost	Accrued Interest	Amortized Cost	Market Value
Certificate of Deposit											
TORONTO DOMINION BANK NY CERT DEPOS	89113XVC5	25,000,000.00	A-1+	P-1	01/25/18	01/25/18	25,000,000.00	2.15	371,770.83	25,000,000.00	24,937,692.00
DTD 01/25/2018 2.150% 01/25/2019											
BANK OF AMERICA NA CERT DEPOS	06052TB74	50,000,000.00	A-1	P-1	08/29/18	08/30/18	50,000,000.00	2.40	106,666.67	50,000,000.00	49,970,504.00
DTD 08/30/2018 2.400% 02/01/2019											
COMMONWEALTH BANK OF AUSTRALIA NY FLT C	20271ENES	50,000,000.00	A-1+	P-1	02/22/18	02/27/18	50,000,000.00	1.94	13,944.78	50,000,000.00	49,997,000.00
DTD 02/27/2018 2.510% 02/27/2019											
BMO HARRIS BANK NA FLOATING CERT DEPOS	05574BJT8	25,000,000.00	A-1	P-1	06/05/18	06/06/18	25,000,000.00	2.36	45,632.81	25,000,000.00	25,003,250.00
DTD 06/06/2018 2.576% 03/01/2019											
WESTPAC BANKING CORP NY FLT CERT DEPOS	96121T7C6	50,000,000.00	A-1+	P-1	03/02/18	03/06/18	50,000,000.00	2.05	85,080.21	50,000,000.00	49,992,000.00
DTD 03/06/2018 2.450% 03/06/2019											
ROYAL BANK OF CANADA NY FLT CERT DEPOS	78012UCT0	25,000,000.00	A-1+	P-1	04/05/18	04/09/18	25,000,000.00	2.56	156,887.50	25,000,000.00	25,021,875.00
DTD 04/09/2018 2.567% 04/09/2019											
NORDEA BK AB (PUBL)NY FLOATING CD	65590ATJ5	25,000,000.00	A-1+	P-1	03/13/18	03/14/18	25,000,000.00	2.19	12,698.15	25,000,000.00	25,026,500.00
DTD 03/14/2018 2.612% 04/22/2019											
BANK OF NOVA SCOTIA HOUSTON FLT CD	06417GR34	25,000,000.00	A-1	P-1	03/28/18	03/29/18	25,000,000.00	2.62	109,847.87	25,000,000.00	25,023,750.00
DTD 03/29/2018 2.593% 05/01/2019											
BANK OF AMERICA NA CERT DEPOS	06052TB90	25,000,000.00	A-1	P-1	09/18/18	09/19/18	25,000,000.00	2.60	21,666.67	25,000,000.00	24,992,941.75
DTD 09/19/2018 2.600% 05/01/2019											
BANK OF MONTREAL CHICAGO FLOATING CD	06371E5T0	25,000,000.00	A-1	P-1	05/10/18	05/11/18	25,000,000.00	2.28	46,195.31	25,000,000.00	25,002,500.00
DTD 05/11/2018 2.464% 06/03/2019											
BANK OF MONTREAL CHICAGO FLOATING CD	06371E7H4	25,000,000.00	A-1	P-1	06/04/18	06/05/18	25,000,000.00	2.34	45,632.81	25,000,000.00	24,995,750.00
DTD 06/05/2018 2.434% 06/03/2019											



Managed Account Detail of Securities Held

For the Month Ending **September 30, 2018**

SAN BERNARDINO COUNTY - 76990800

Security Type/Description	Dated Date/Coupon/Maturity	CUSIP	S&P Rating	Moody's Rating	Trade Date	Settle Date	Original Cost	YTM at Cost	Accrued Interest	Amortized Cost	Market Value
Certificate of Deposit											
ROYAL BANK OF CANADA NY FLT CERT DEPOS	78012UDY8	25,000,000.00	A-1+	P-1	06/04/18	06/05/18	25,000,000.00	2.34	45,257.81	25,000,000.00	25,022,250.00
DTD 06/05/2018 2.414% 06/03/2019											
WESTPAC BANKING CORP NY FLOAT CERT DEPOS	96121T7M4	25,000,000.00	A-1+	P-1	06/05/18	06/06/18	25,000,000.00	2.33	44,882.81	25,000,000.00	24,987,500.00
DTD 06/06/2018 2.394% 06/03/2019											
TORONTO DOMINION BANK NY FLT CERT DEPOS	89113X2H6	25,000,000.00	A-1+	P-1	06/06/18	06/07/18	25,000,000.00	2.35	44,882.81	25,000,000.00	25,016,000.00
DTD 06/07/2018 2.394% 06/03/2019											
ROYAL BANK OF CANADA NY FLT CERT DEPOS	78012UDZ5	25,000,000.00	A-1+	P-1	06/04/18	06/05/18	25,000,000.00	2.33	45,632.81	25,000,000.00	25,025,750.00
DTD 06/05/2018 2.576% 07/01/2019											
BANK OF NOVA SCOTIA HOUSTON FLT CD DEPOS	06417GT99	25,000,000.00	A-1	P-1	06/05/18	06/06/18	25,000,000.00	2.36	45,632.81	25,000,000.00	24,995,750.00
DTD 06/06/2018 2.576% 07/01/2019											
TORONTO DOMINION BANK NY FLT CERT DEPOS	89113X2J2	25,000,000.00	A-1+	P-1	06/06/18	06/07/18	25,000,000.00	2.34	45,070.31	25,000,000.00	24,996,750.00
DTD 06/07/2018 2.546% 07/01/2019											
SVENSKA HANDELSBANKEN NY FLOATING CD	86958JH85	50,000,000.00	A-1+	P-1	06/05/18	06/06/18	50,000,000.00	2.32	89,765.63	50,000,000.00	50,039,000.00
DTD 06/06/2018 2.536% 07/01/2019											
US BANK NA CINCINNATI CERT DEPOS	90333VY07	25,000,000.00	A-1+	P-1	09/04/18	09/05/18	25,000,000.00	2.72	49,111.11	25,000,000.00	24,983,223.25
DTD 09/05/2018 2.720% 09/03/2019											
Security Type Sub-Total		965,700,000.00					965,613,805.20	2.27	3,785,206.35	965,660,695.46	965,630,988.80

Bank Note											
US BANK NA CINCINNATI CALLABLE BANK NOTE	90331HNU3	10,000,000.00	AA-	A1	07/20/18	07/24/18	9,995,200.00	3.07	56,763.89	9,995,636.50	9,988,500.00
DTD 07/24/2018 3.050% 07/24/2020											
US BANK NA CALLABLE BANK NOTE	90331HNG4	40,000,000.00	AA-	A1	10/19/17	10/24/17	39,992,000.00	2.06	359,888.89	39,994,438.80	39,175,680.00
DTD 10/24/2017 2.050% 10/23/2020											



Managed Account Detail of Securities Held

For the Month Ending **September 30, 2018**

SAN BERNARDINO COUNTY - 76990800

Security Type/Description	Dated Date/Coupon/Maturity	CUSIP	S&P Rating	Moody's Rating	Trade Date	Settle Date	Original Cost	YTM at Cost	Accrued Interest	Amortized Cost	Market Value
US BANK NA CINCINNATI CALLABLE BANK NOTE		90331HNP4	AA-	A1	04/24/18	04/26/18	14,999,100.00	3.15	203,437.50	14,999,224.20	14,967,690.00
DTD 04/26/2018 3.150% 04/26/2021											
Security Type Sub-Total			65,000,000.00				64,986,300.00	2.47	620,090.28	64,989,299.50	64,131,870.00
Managed Account Sub-Total			6,177,047,000.00				6,159,123,878.34	1.93	20,666,124.20	6,165,983,700.63	6,123,457,291.98
Securities Sub-Total			\$6,177,047,000.00				\$6,159,123,878.34	1.93%	\$20,666,124.20	\$6,165,983,700.63	\$6,123,457,291.98
Accrued Interest										\$20,666,124.20	
Total Investments											\$6,144,123,416.18

Bolded items are forward settling trades.



Managed Account Fair Market Value & Analytics

For the Month Ending **September 30, 2018**

SAN BERNARDINO COUNTY - 76990800

Security Type/Description	Dated Date/Coupon/Maturity	CUSIP	Par	Broker	Next Call Date	Market Price	Market Value	Unreal G/L On Cost	Unreal G/L Amort Cost	Effective Duration	Duration to Worst at Mkt	YTM
U.S. Treasury Bond / Note												
US TREASURY NOTES	DTD 02/29/2012 1.375% 02/28/2019	912828SH4	25,000,000.00	TOR DOM		99.59	24,897,450.00	(149,425.00)	(108,597.75)	0.41	0.41	2.37
US TREASURY NOTES	DTD 02/28/2014 1.500% 02/28/2019	912828C24	50,000,000.00	BARCLAYS		99.64	49,820,300.00	(787,121.88)	(288,270.00)	0.41	0.41	2.37
US TREASURY NOTES	DTD 03/31/2014 1.625% 03/31/2019	912828C65	25,000,000.00	TOR DOM		99.61	24,901,375.00	(309,562.50)	(130,291.00)	0.49	0.49	2.42
US TREASURY NOTES	DTD 04/15/2016 0.875% 04/15/2019	912828O52	25,000,000.00	BMO		99.17	24,792,975.00	(4,876.56)	(136,320.75)	0.53	0.53	2.42
UNITED STATES TREASURY NOTES	DTD 05/31/2017 1.250% 05/31/2019	912828X54	25,000,000.00	BARCLAYS		99.17	24,792,975.00	(184,564.06)	(199,366.00)	0.66	0.66	2.51
UNITED STATES TREASURY NOTES	DTD 05/31/2017 1.250% 05/31/2019	912828X54	25,000,000.00	JEFFERIE		99.17	24,792,975.00	(141,695.31)	(181,008.50)	0.66	0.66	2.51
US TREASURY NOTES	DTD 05/31/2012 1.125% 05/31/2019	912828SX9	50,000,000.00	BNP		99.09	49,544,900.00	(255,881.25)	(393,729.00)	0.66	0.66	2.51
US TREASURY NOTES	DTD 06/15/2016 0.875% 06/15/2019	912828R85	25,000,000.00	TD SEC U		98.85	24,712,900.00	52,743.75	(189,473.50)	0.70	0.70	2.52
US TREASURY NOTES	DTD 07/02/2012 1.000% 06/30/2019	912828TC4	50,000,000.00	DAIWA		98.88	49,439,450.00	(191,409.38)	(437,234.00)	0.74	0.74	2.52
US TREASURY NOTES	DTD 06/30/2014 1.625% 06/30/2019	912828WS5	50,000,000.00	TD		99.33	49,664,050.00	(580,090.63)	(427,903.50)	0.74	0.74	2.53
US TREASURY NOTES	DTD 06/30/2014 1.625% 06/30/2019	912828WS5	50,000,000.00	BMO		99.33	49,664,050.00	(546,887.50)	(415,962.50)	0.74	0.74	2.53
US TREASURY N/B NOTES	DTD 06/30/2017 1.250% 06/30/2019	912828XV7	50,000,000.00	DEUTSCHE		99.05	49,523,450.00	(46,862.50)	(266,121.00)	0.74	0.74	2.54
US TREASURY NOTES	DTD 09/15/2016 0.875% 09/15/2019	912828G4	25,000,000.00	BARCLAYS		98.34	24,583,975.00	(137,704.69)	(280,937.25)	0.94	0.94	2.64
US TREASURY NOTES	DTD 10/31/2014 1.500% 10/31/2019	912828F62	25,000,000.00	MERRILL		98.74	24,684,575.00	(284,175.00)	(303,501.00)	1.06	1.06	2.69
US TREASURY NOTES	DTD 10/31/2014 1.500% 10/31/2019	912828F62	25,000,000.00	DAIWA		98.74	24,684,575.00	(214,839.06)	(259,363.75)	1.06	1.06	2.69
US TREASURY NOTES	DTD 11/30/2012 1.000% 11/30/2019	912828UB4	25,000,000.00	BMO		98.06	24,514,650.00	(385,740.63)	(446,874.75)	1.14	1.14	2.70
US TREASURY N/B	DTD 12/15/2016 1.375% 12/15/2019	912828U73	25,000,000.00	SOC GEN		98.43	24,607,425.00	(340,817.19)	(364,317.00)	1.18	1.18	2.70



Managed Account Fair Market Value & Analytics

For the Month Ending **September 30, 2018**

SAN BERNARDINO COUNTY - 76990800

Security Type/Description	Dated Date/Coupon/Maturity	CUSIP	Par	Broker	Next Call Date	Market Price	Market Value	Unreal G/L On Cost	Unreal G/L Amort Cost	Effective Duration	Duration to Worst at Mkt	YTM
U.S. Treasury Bond / Note												
US TREASURY N/B NOTES	DTD 01/17/2017 1.375% 01/15/2020	912828V31	50,000,000.00	MORGANST		98.30	49,150,400.00	(226,553.13)	(445,135.00)	1.26	1.26	2.72
US TREASURY NOTES	DTD 02/15/2017 1.375% 02/15/2020	912828W22	50,000,000.00	BARCLAYS		98.16	49,080,100.00	(257,790.63)	(480,585.00)	1.35	1.35	2.75
US TREASURY NOTES	DTD 03/02/2015 1.375% 02/29/2020	912828J50	25,000,000.00	BNP DIR		98.09	24,523,450.00	(334,948.44)	(410,561.00)	1.39	1.39	2.76
US TREASURY NOTES	DTD 04/30/2015 1.375% 04/30/2020	912828K58	50,000,000.00	MORGANST		97.83	48,916,000.00	(759,781.25)	(927,010.00)	1.54	1.54	2.78
US TREASURY NOTES	DTD 04/30/2013 1.125% 04/30/2020	912828VA5	50,000,000.00	BMO		97.45	48,726,550.00	(93,762.50)	(436,142.50)	1.55	1.55	2.78
US TREASURY NOTES	DTD 05/31/2013 1.375% 05/31/2020	912828VF4	50,000,000.00	MORGAN_S		97.70	48,849,600.00	(160,165.63)	(388,381.00)	1.62	1.62	2.80
US TREASURY NOTES	DTD 06/01/2015 1.500% 05/31/2020	912828XE5	50,000,000.00	BNY		97.91	48,953,100.00	(13,696.88)	(222,952.50)	1.62	1.62	2.79
US TREASURY NOTES	DTD 07/01/2013 1.875% 06/30/2020	912828VJ6	50,000,000.00	JEFFERIE		98.42	49,210,950.00	(300,768.75)	(409,493.00)	1.70	1.70	2.80
US TREASURY NOTES	DTD 07/01/2013 1.875% 06/30/2020	912828VJ6	50,000,000.00	JPM		98.42	49,210,950.00	(87,878.13)	(224,692.00)	1.70	1.70	2.80
US TREASURY NOTES	DTD 07/31/2013 2.000% 07/31/2020	912828VP2	50,000,000.00	BK AMER		98.57	49,283,200.00	(121,096.88)	(233,342.00)	1.78	1.78	2.81
US TREASURY NOTES	DTD 08/16/2010 2.625% 08/15/2020	912828NT3	25,000,000.00	BNP DIR		99.64	24,911,125.00	(810,554.69)	(464,833.50)	1.81	1.81	2.82
US TREASURY NOTES	DTD 10/31/2013 1.750% 10/31/2020	912828WC0	50,000,000.00	BARCLAYS		97.81	48,904,300.00	(1,091,793.75)	(1,093,015.50)	2.01	2.01	2.84
US TREASURY NOTES	DTD 11/30/2015 1.625% 11/30/2020	912828M98	25,000,000.00	BARCLAYS		97.45	24,362,300.00	(393,559.38)	(501,546.75)	2.10	2.10	2.85
US TREASURY N/B	DTD 02/29/2016 1.125% 02/28/2021	912828P87	25,000,000.00	BARCLAYS		95.97	23,993,175.00	(380,848.44)	(538,095.50)	2.35	2.35	2.86
US TREASURY NOTES	DTD 05/31/2016 1.375% 05/31/2021	912828R77	25,000,000.00	RBC CAP		96.17	24,042,975.00	(291,985.94)	(551,305.00)	2.58	2.58	2.88
US TREASURY NOTES	DTD 06/02/2014 2.000% 05/31/2021	912828WN6	50,000,000.00	BARCLAYS		97.77	48,882,800.00	(1,564,465.63)	(1,387,077.50)	2.56	2.56	2.88
US TREASURY N/B	DTD 09/30/2016 1.125% 09/30/2021	912828T34	25,000,000.00	MIZUHO		94.97	23,742,200.00	(456,042.19)	(625,719.25)	2.92	2.92	2.89



Managed Account Fair Market Value & Analytics

For the Month Ending **September 30, 2018**

SAN BERNARDINO COUNTY - 76990800

Security Type/Description	Dated Date/Coupon/Maturity	CUSIP	Par	Broker	Next Call Date	Market Price	Market Value	Unreal G/L On Cost	Unreal G/L Amort Cost	Effective Duration	Duration to Worst at Mkt	YTM
U.S. Treasury Bond / Note												
US TREASURY NOTES	DTD 12/01/2014 1.875% 11/30/2021	912828G53	25,000,000.00	BMO		96.95	24,237,300.00	(497,075.00)	(589,619.50)	3.02	3.02	2.89
US TREASURY NOTES	DTD 02/02/2015 1.500% 01/31/2022	912828H86	50,000,000.00	TD SEC U		95.56	47,779,300.00	(999,996.88)	(1,387,009.00)	3.21	3.21	2.91
US TREASURY N/B NOTES	DTD 02/28/2017 1.875% 02/28/2022	912828W55	25,000,000.00	CITIGRP		96.66	24,165,050.00	(658,192.19)	(691,959.50)	3.27	3.27	2.91
US TREASURY N/B NOTES	DTD 11/02/2015 1.875% 10/31/2022	912828M49	25,000,000.00	BMO_DIR		95.95	23,987,300.00	(751,957.81)	(794,560.75)	3.86	3.86	2.93
Security Type Sub-Total			1,400,000,000.00			1,374,534,175.00	(14,761,823.51)	(17,632,307.00)		1.49	1.49	2.70

Supra-National Discount Note												
INTL BANK OF RECON AND DEV DISC	NOTE	459052AB2	25,000,000.00	OTHER		99.41	24,853,674.50	(1,013.00)	(1,013.00)	0.25	0.25	2.25
--	0.000% 01/02/2019											
INTL BANK OF RECON AND DEV DISC	NOTE	459052AB2	50,000,000.00	UBS		99.41	49,707,349.00	(2,026.00)	(2,026.00)	0.25	0.25	2.25
--	0.000% 01/02/2019											
Security Type Sub-Total			75,000,000.00			74,561,023.50	(3,039.00)	(3,039.00)		0.25	0.25	2.25

Supra-National Agency Bond / Note												
INTL BANK OF RECONSTRUCTION AND DEV NT	DTD 10/07/2015 1.000% 10/05/2018	459058ER0	50,000,000.00	BK AMER		99.99	49,994,500.00	79,500.00	(5,180.50)	0.01	0.01	1.78
INTL BK OF REC & DEV NOTE (EX-CALLABLE)	DTD 04/26/2016 1.250% 04/26/2019	459058FC2	25,000,000.00	DEUTSCHE		99.25	24,813,450.00	(134,050.00)	(176,428.00)	0.56	0.56	2.57
INTER-AMERICAN DEVELOPMENT BANK	DTD 04/12/2016 1.000% 05/13/2019	458182DX7	25,000,000.00	BNP DIR		99.01	24,752,900.00	(89,975.00)	(213,931.25)	0.61	0.61	2.62
INTER-AMERICAN DEVELOPMENT BANK	DTD 04/12/2016 1.000% 05/13/2019	458182DX7	100,000,000.00	BMO		99.01	99,011,600.00	(688,400.00)	(927,624.00)	0.61	0.61	2.62
INTL BANK OF RECON AND DEV	DTD 01/25/2016 1.430% 07/25/2019	45905UUV4	50,000,000.00	TOR DOM		98.83	49,415,000.00	(585,000.00)	(585,000.00)	0.80	0.80	2.88



Managed Account Fair Market Value & Analytics

For the Month Ending **September 30, 2018**

SAN BERNARDINO COUNTY - 76990800

Security Type/Description	Dated Date/Coupon/Maturity	CUSIP	Par	Broker	Next Call Date	Market Price	Market Value	Unreal G/L On Cost	Unreal G/L Amort Cost	Effective Duration	Duration to Worst at Mkt	YTM
Supra-National Agency Bond / Note												
INTL BANK OF RECON AND DEV GLOBAL		459058EV1	25,000,000.00	BARCLAYS		98.90	24,724,300.00	(154,950.00)	(246,869.25)	0.81	0.81	2.61
NOTES												
DTD 01/28/2016 1.250% 07/26/2019												
INTL BANK OF RECON AND DEV SN NOTE		459058FK4	50,000,000.00	TOR DOM		98.49	49,243,450.00	(664,050.00)	(730,145.00)	0.86	0.86	2.64
DTD 07/13/2016 0.875% 08/15/2019												
INTER-AMERICAN DEVELOPMENT BANK		4581XOCR7	25,000,000.00	DEUTSCHE		98.49	24,622,575.00	(28,425.00)	(281,281.75)	1.02	1.02	2.73
DTD 10/15/2015 1.250% 10/15/2019												
INTER-AMERICAN DEVELOPMENT BANK		4581XOCR7	25,000,000.00	TOR DOM		98.49	24,622,575.00	(123,425.00)	(302,027.75)	1.02	1.02	2.73
DTD 10/15/2015 1.250% 10/15/2019												
INTL BANK OF RECON AND DEV GLOBAL		459058FS7	50,000,000.00	CITIGRP		98.09	49,046,150.00	(848,350.00)	(913,823.50)	1.13	1.13	2.81
NOTES												
DTD 10/27/2016 1.125% 11/27/2019												
INTL BANK OF RECON AND DEV GLOBAL		459058FA6	25,000,000.00	TOR DOM		97.87	24,466,650.00	(456,850.00)	(504,195.50)	1.47	1.47	2.84
NOTES												
DTD 03/30/2016 1.375% 03/30/2020												
INTL BK RECON & DEVELOP NOTES		459058FZ1	25,000,000.00	BNP		98.52	24,628,775.00	(349,475.00)	(360,016.00)	1.51	1.51	2.86
DTD 03/21/2017 1.875% 04/21/2020												
INTER-AMERICAN DEVEL BK NOTE		4581XOCX4	25,000,000.00	RBC		98.04	24,510,825.00	(429,925.00)	(457,719.50)	1.57	1.57	2.87
DTD 04/12/2017 1.625% 05/12/2020												
INTL BANK OF RECON AND DEV GLOBAL		459058GA5	25,000,000.00	JPMCHASE		97.65	24,411,450.00	(583,300.00)	(585,153.25)	1.88	1.88	2.89
NOTES												
DTD 08/29/2017 1.625% 09/04/2020												
INTERNATIONAL FINANCE CORPORATION		459050KCM0	25,000,000.00	BK AMER		98.42	24,603,775.00	(322,725.00)	(339,032.50)	2.23	2.23	2.96
NOTE												
DTD 01/25/2018 2.250% 01/25/2021												
INTER-AMERICAN DEVELOPMENT BANK		4581XOXB1	50,000,000.00	CITIGRP		99.09	49,545,750.00	(344,250.00)	(360,201.50)	2.42	2.42	3.00
NOTE												
DTD 04/19/2018 2.625% 04/19/2021												
INTL BANK OF RECONSTRUCTION AND		459058GH0	50,000,000.00	MORGANST		99.38	49,691,300.00	(191,700.00)	(198,597.50)	2.67	2.67	2.98
DEV NOTE												
DTD 07/25/2018 2.750% 07/23/2021												
INTL BANK OF RECON AND DEV GLOBAL		459058GF4	20,000,000.00	DEUTSCHE		97.37	19,474,660.00	(480,340.00)	(489,037.00)	3.05	3.05	2.99
NOTES												
DTD 12/13/2017 2.125% 12/13/2021												



Managed Account Fair Market Value & Analytics

For the Month Ending **September 30, 2018**

SAN BERNARDINO COUNTY - 76990800

Security Type/Description	Dated Date/Coupon/Maturity	CUSIP	Par	Broker	Next Call Date	Market Price	Market Value	Unreal G/L On Cost	Unreal G/L Amort Cost	Effective Duration	Duration to Worst at Mkt	YTM
Supra-National Agency Bond / Note												
INTER-AMERICAN DEVELOPMENT BANK	4581X0DD7		25,000,000.00	JPMCHASE		99.70	24,925,100.00	(18,900.00)	(19,084.25)	3.73	3.73	3.08
NOTE												
DTD 09/26/2018 3.000% 09/26/2022												
Security Type Sub-Total			695,000,000.00				686,504,785.00	(6,414,590.00)	(7,695,348.00)	1.33	1.33	2.73

NOW Account

BANK OF THE WEST MONEY MARKET FUND	BKOFWEST7		2,000.00	DIRECT		1.00	2,000.00	0.00	0.00	0.00	0.00	2.11
BANK OF THE WEST MONEY MARKET FUND	BKOFWEST7		14,998,000.00	DIRECT		1.00	14,998,000.00	0.00	0.00	0.00	0.00	2.11
BANK OF THE WEST MONEY MARKET FUND	BKOFWEST7		20,000,000.00	DIRECT		1.00	20,000,000.00	0.00	0.00	0.00	0.00	2.11
BANK OF THE WEST MONEY MARKET FUND	BKOFWEST7		25,000,000.00	DIRECT		1.00	25,000,000.00	0.00	0.00	0.00	0.00	2.11
BANK OF THE WEST MONEY MARKET FUND	BKOFWEST7		35,000,000.00	DIRECT		1.00	35,000,000.00	0.00	0.00	0.00	0.00	2.11
BANK OF THE WEST MONEY MARKET FUND	BKOFWEST7		50,000,000.00	DIRECT		1.00	50,000,000.00	0.00	0.00	0.00	0.00	2.11
BANK OF THE WEST MONEY MARKET FUND	BKOFWEST7		80,000,000.00	DIRECT		1.00	80,000,000.00	0.00	0.00	0.00	0.00	2.11
Security Type Sub-Total			225,000,000.00				225,000,000.00	0.00	0.00	0.00	0.00	2.11

Money Market Mutual Fund

FIDELITY GOVT MM FUND 2642	31607A703		1,000,000.00			1.00	1,000,000.00	0.00	0.00	0.00	0.00	1.92
FEDERATED GOVT OBLIGATIONS FUND	608919718		1,000,000.00			1.00	1,000,000.00	0.00	0.00	0.00	0.00	1.89
Security Type Sub-Total			2,000,000.00				2,000,000.00	0.00	0.00	0.00	0.00	1.91

Joint Powers Authority

CALIFORNIA ASSET MANAGEMENT PROGRAM	CAMPMF025		13,000,000.00	DIRECT		1.00	13,000,000.00	0.00	0.00	0.00	0.00	2.19
CALIFORNIA ASSET MANAGEMENT PROGRAM	CAMPMF025		18,000,000.00	DIRECT		1.00	18,000,000.00	0.00	0.00	0.00	0.00	2.19
CALIFORNIA ASSET MANAGEMENT PROGRAM	CAMPMF025		24,000,000.00	DIRECT		1.00	24,000,000.00	0.00	0.00	0.00	0.00	2.19
CALIFORNIA ASSET MANAGEMENT PROGRAM	CAMPMF025		25,000,000.00	DIRECT		1.00	25,000,000.00	0.00	0.00	0.00	0.00	2.19
CALIFORNIA ASSET MANAGEMENT PROGRAM	CAMPMF025		25,000,000.00	DIRECT		1.00	25,000,000.00	0.00	0.00	0.00	0.00	2.19
Security Type Sub-Total			105,000,000.00				105,000,000.00	0.00	0.00	0.00	0.00	2.19



Managed Account Fair Market Value & Analytics

For the Month Ending **September 30, 2018**

SAN BERNARDINO COUNTY - 76990800

Security Type/Description	Dated Date/Coupon/Maturity	CUSIP	Par	Broker	Next Call Date	Market Price	Market Value	Unreal G/L On Cost	Unreal G/L Amort Cost	Effective Duration	Duration to Worst at Mkt	YTM
Joint Powers Authority												
CALIFORNIA ASSET MANAGEMENT PROGRAM	CAMPMF025		45,000,000.00	DIRECT		1.00	45,000,000.00	0.00	0.00	0.00	0.00	2.19
CALIFORNIA ASSET MANAGEMENT PROGRAM	CAMPMF025		50,000,000.00	DIRECT		1.00	50,000,000.00	0.00	0.00	0.00	0.00	2.19
Security Type Sub-Total			200,000,000.00				200,000,000.00	0.00	0.00	0.00	0.00	2.19
Federally Insured Cash Account												
STONECASTLE FICA	FICAMF003		10,000,000.00	DIRECT		1.00	10,000,000.00	0.00	0.00	0.00	0.00	2.00
STONECASTLE FICA	FICAMF003		25,000,000.00	OTHER		1.00	25,000,000.00	0.00	0.00	0.00	0.00	2.00
Security Type Sub-Total			35,000,000.00				35,000,000.00	0.00	0.00	0.00	0.00	2.00
Federal Agency Bond / Note												
FHLMC REFERENCE NOTES	3137EAED7		50,000,000.00	BARCLAYS		99.96	49,980,350.00	1,850.00	(19,330.00)	0.03	0.03	2.05
DTD 09/16/2016 0.875% 10/12/2018												
FNMA BENCHMARK NOTE	3135G0E58		12,000,000.00	ICAP		99.95	11,993,688.00	21,048.00	(5,864.52)	0.05	0.05	2.11
DTD 09/01/2015 1.125% 10/19/2018												
FNMA BENCHMARK NOTE	3135G0E58		25,000,000.00	DEUTSCHE		99.95	24,986,850.00	43,600.00	(12,221.75)	0.05	0.05	2.11
DTD 09/01/2015 1.125% 10/19/2018												
FHLMC NOTES (EX-CALLABLE)	3134G8YU7		50,000,000.00	JPMCHASE		99.92	49,957,750.00	(7,250.00)	(41,267.50)	0.07	0.07	2.21
DTD 04/26/2016 1.050% 10/26/2018												
FHLB NOTES	3130AAE46		50,000,000.00	BK AMER		99.70	49,851,850.00	(146,150.00)	(147,847.50)	0.29	0.29	2.26
DTD 12/08/2016 1.250% 01/16/2019												
FNMA BENCHMARK NOTE	3135G0J53		25,000,000.00	JPMCHASE		99.47	24,868,275.00	(72,725.00)	(123,717.75)	0.40	0.40	2.31
DTD 02/23/2016 1.000% 02/26/2019												
FHLMC NOTES (EX-CALLABLE)	3134GA6H2		25,000,000.00	MORGANST		99.59	24,897,875.00	(102,125.00)	(102,125.00)	0.41	0.41	2.38
DTD 02/28/2017 1.375% 02/28/2019												
FEDERAL HOME LOAN BANK NOTES	3133782M2		25,000,000.00	DEUTSCHE		99.63	24,907,825.00	(143,925.00)	(103,489.00)	0.43	0.43	2.35
DTD 02/06/2012 1.500% 03/08/2019												
FEDERAL HOME LOAN BANK NOTES	3133782M2		25,000,000.00	MORGANST		99.63	24,907,825.00	(144,675.00)	(104,117.50)	0.43	0.43	2.35
DTD 02/06/2012 1.500% 03/08/2019												
FHLB NOTES	3130AAXX1		75,000,000.00	CITIGRP		99.54	74,658,225.00	(167,775.00)	(301,388.25)	0.46	0.46	2.36
DTD 03/10/2017 1.375% 03/18/2019												



Managed Account Fair Market Value & Analytics

For the Month Ending **September 30, 2018**

SAN BERNARDINO COUNTY - 76990800

Security Type/Description	Dated Date/Coupon/Maturity	CUSIP	Par	Broker	Next Call Date	Market Price	Market Value	Unreal G/L On Cost	Unreal G/L Amort Cost	Effective Duration	Duration to Worst at Mkt	YTM
Federal Agency Bond / Note												
FREDDIE MAC NOTES	DTD 03/21/2016 1.125% 04/15/2019	3137EADZ9	25,000,000.00	JPMCHASE		99.29	24,823,250.00	(168,500.00)	(175,271.50)	0.53	0.53	2.45
FFCB BONDS	DTD 04/17/2017 1.320% 04/17/2019	3133EHFK4	25,000,000.00	MORGANST		99.38	24,845,550.00	(132,700.00)	(148,472.00)	0.54	0.54	2.46
FEDERAL HOME LOAN BANK AGENCY NOTES	DTD 07/24/2017 1.400% 07/24/2019	3130ABF92	45,000,000.00	BK AMER		99.26	44,668,350.00	(246,600.00)	(303,971.40)	0.65	0.65	2.50
FHFB GLOBAL NOTE	DTD 05/12/2017 1.375% 05/28/2019	3130A8DB6	50,000,000.00	WELLSFAR		98.98	49,491,850.00	(487,150.00)	(503,096.50)	0.71	0.71	2.55
FREDDIE MAC GLOBAL NOTES	DTD 07/30/2012 1.250% 08/01/2019	3137EADK2	23,347,000.00	MORGANST		98.91	23,091,910.68	(32,078.78)	(207,263.22)	0.82	0.82	2.58
FREDDIE MAC NOTES	DTD 07/19/2017 1.375% 08/15/2019	3137EAEH8	10,000,000.00	BNY		98.96	9,895,760.00	(82,640.00)	(94,186.60)	0.86	0.86	2.59
FREDDIE MAC NOTES	DTD 07/19/2017 1.375% 08/15/2019	3137EAEH8	75,000,000.00	JPM		98.96	74,218,200.00	(671,550.00)	(734,913.75)	0.86	0.86	2.59
FNMA NOTES	DTD 09/02/2016 1.000% 08/28/2019	3135G0P49	50,000,000.00	DEUTSCHE		98.56	49,279,350.00	(642,650.00)	(696,687.00)	0.90	0.90	2.61
FREDDIE MAC GLOBAL NOTES	DTD 10/02/2012 1.250% 10/02/2019	3137EADM8	10,000,000.00	OTHER		98.62	9,862,210.00	(86,790.00)	(112,206.10)	0.98	0.98	2.65
FEDERAL HOME LOAN BANK NOTES	DTD 10/13/2017 1.500% 10/21/2019	3130ACM92	50,000,000.00	CITIGRP		98.79	49,397,450.00	(514,050.00)	(555,977.00)	1.03	1.03	2.66
FANNIE MAE GLOBAL NOTES	DTD 10/25/2016 1.000% 10/24/2019	3135G0R39	25,000,000.00	BARCLAYS		98.25	24,562,275.00	(370,725.00)	(413,695.00)	1.05	1.05	2.68
FHFB NOTES	DTD 11/17/2016 1.375% 11/15/2019	3130AA3R7	35,000,000.00	BK AMER		98.57	34,497,820.00	(494,130.00)	(499,121.70)	1.10	1.10	2.68
FEDERAL FARM CREDIT BANKS FLOATING NOTE	DTD 03/19/2018 2.108% 11/19/2019	3133EJGR4	10,000,000.00	JEFFERIE		99.99	9,998,860.00	(1,140.00)	(1,140.00)	0.06	1.12	2.15
FFCB NOTES	DTD 12/12/2017 1.875% 12/12/2019	3133EH2S1	50,000,000.00	JEFFERIE		99.06	49,528,300.00	(422,385.50)	(441,967.00)	1.17	1.17	2.68
FHFB NOTES	DTD 12/30/2013 2.375% 12/13/2019	3130A0JR2	25,000,000.00	TD		99.60	24,900,050.00	(395,650.00)	(272,536.00)	1.17	1.17	2.71



Managed Account Fair Market Value & Analytics

For the Month Ending September 30, 2018

SAN BERNARDINO COUNTY - 76990800

Security Type/Description	Dated Date/Coupon/Maturity	CUSIP	Par	Broker	Next Call Date	Market Price	Market Value	Unreal G/L On Cost	Unreal G/L Amort Cost	Effective Duration	Duration to Worst at Mkt	YTM
Federal Agency Bond / Note												
FREDDIE MAC NOTES	DTD 01/17/2017 1.500% 01/17/2020	3137EAE5	25,000,000.00	CITIGRP		98.44	24,609,975.00	(363,025.00)	(378,227.00)	1.27	1.27	2.73
FNMA NOTES	DTD 01/12/2015 1.625% 01/21/2020	3135G0A78	25,000,000.00	TOR DOM		98.58	24,644,225.00	(359,875.00)	(357,151.00)	1.28	1.28	2.74
FHLB NOTES	DTD 02/09/2018 2.125% 02/11/2020	3130ADN32	75,000,000.00	BARCLAYS		99.16	74,372,775.00	(489,975.00)	(533,487.75)	1.33	1.33	2.75
FNMA NOTES	DTD 02/28/2017 1.500% 02/28/2020	3135G0T29	40,000,000.00	JPMCHASE		98.29	39,315,920.00	(658,480.00)	(671,919.60)	1.38	1.38	2.74
FEDERAL HOME LOAN BANKS NOTES	DTD 03/16/2018 2.375% 03/30/2020	3130ADUJ9	30,000,000.00	CITI		99.39	29,817,780.00	(176,820.00)	(178,358.70)	1.46	1.46	2.79
FHLMC AGENCY NOTES	DTD 04/20/2017 1.375% 04/20/2020	3137EAEF2	25,000,000.00	TD SEC U		97.87	24,466,750.00	(447,750.00)	(488,525.00)	1.51	1.51	2.79
FHLMC NOTES	DTD 04/19/2018 2.500% 04/23/2020	3137EAEF7	35,000,000.00	CITIGRP		99.54	34,837,600.00	(154,700.00)	(156,431.45)	1.51	1.51	2.80
FFCB BONDS	DTD 05/08/2017 1.550% 05/08/2020	3133EHJA2	25,000,000.00	JPM		98.05	24,511,750.00	(474,525.00)	(480,838.75)	1.56	1.56	2.80
FEDERAL HOME LOAN BANKS NOTES	DTD 05/21/2018 2.625% 05/28/2020	3130AECJ7	50,000,000.00	BARCLAYS		99.72	49,858,900.00	(123,100.00)	(126,345.00)	1.60	1.60	2.80
FNMA NOTES	DTD 08/01/2017 1.500% 07/30/2020	3135G0T60	75,000,000.00	BARCLAYS		97.72	73,293,000.00	(1,479,750.00)	(1,566,942.00)	1.79	1.79	2.78
FHLB NOTES	DTD 03/14/2018 2.400% 09/14/2020	3130ADT93	10,000,000.00	JEFFERIE		99.17	9,916,530.00	(77,253.00)	(78,582.60)	1.89	1.89	2.84
FHLB NOTES	DTD 09/08/2017 1.375% 09/28/2020	3130ACE26	40,000,000.00	BARCLAYS		97.18	38,873,800.00	(997,800.00)	(1,041,785.60)	1.95	1.95	2.84
FEDERAL HOME LOAN BANKS NOTES	DTD 09/07/2018 2.625% 10/01/2020	3130AEWA4	75,000,000.00	BARCLAYS		99.53	74,646,750.00	(192,000.00)	(196,316.25)	1.93	1.93	2.87
FHLMC NOTES	DTD 11/15/2017 1.875% 11/17/2020	3137EAEK1	50,000,000.00	CITI		98.00	49,001,100.00	(950,900.00)	(964,626.00)	2.05	2.05	2.85
FHLB CALLABLE NOTES	DTD 01/29/2018 2.250% 01/29/2021	3130ADVF9	25,000,000.00	DEUTSCHE	01/29/20	98.56	24,639,700.00	(360,300.00)	(360,300.00)	2.20	2.24	2.89
FREDDIE MAC NOTES	DTD 02/16/2018 2.375% 02/16/2021	3137EAEI9	50,000,000.00	BARCLAYS		98.85	49,424,750.00	(443,250.00)	(469,980.00)	2.29	2.29	2.88
FEDERAL FARM CREDIT BANKS NOTES	DTD 04/05/2018 2.540% 04/05/2021	3133EJID2	50,000,000.00	BK AMER		99.11	49,556,300.00	(456,200.00)	(454,226.50)	2.39	2.39	2.91



Managed Account Fair Market Value & Analytics

For the Month Ending **September 30, 2018**

SAN BERNARDINO COUNTY - 76990800

Security Type/Description	Dated Date/Coupon/Maturity	CUSIP	Par	Broker	Next Call Date	Market Price	Market Value	Unreal G/L On Cost	Unreal G/L Amort Cost	Effective Duration	Duration to Worst at Mkt	YTM
Federal Agency Bond / Note												
FANNIE MAE NOTES	3135G0U27	3135G0U27	50,000,000.00	BARCLAYS		98.98	49,491,500.00	(434,000.00)	(445,224.50)	2.41	2.41	2.92
DTD 04/13/2018 2.500% 04/13/2021												
FANNIE MAE NOTES	3135G0U35	3135G0U35	75,000,000.00	TD SEC U		99.52	74,637,825.00	(344,925.00)	(346,358.25)	2.59	2.59	2.93
DTD 06/25/2018 2.750% 06/22/2021												

Security Type Sub-Total **1,725,347,000.00** **1,708,755,653.68** **(14,666,219.28)** **(15,642,988.49)** **1.22** **1.23** **2.63**

Corporate Note	Par	Broker	Market Price	Market Value	Unreal G/L On Cost	Unreal G/L Amort Cost	Effective Duration	Duration to Worst at Mkt	YTM
MICROSOFT CORP NOTES	1,000,000.00	CITIGRP	99.89	998,884.00	(2,756.00)	(1,165.40)	0.09	0.09	2.51
DTD 11/03/2015 1.300% 11/03/2018									
MICROSOFT CORP NOTES	1,000,000.00	VINING	99.89	998,884.00	(2,786.00)	(1,166.30)	0.09	0.09	2.51
DTD 11/03/2015 1.300% 11/03/2018									
MICROSOFT CORP NOTES	3,500,000.00	ICAP	99.89	3,496,094.00	(9,331.00)	(4,069.42)	0.09	0.09	2.51
DTD 11/03/2015 1.300% 11/03/2018									
MICROSOFT CORP NOTES	4,500,000.00	MERRILL	99.89	4,494,978.00	(11,772.00)	(5,225.31)	0.09	0.09	2.51
DTD 11/03/2015 1.300% 11/03/2018									
MICROSOFT CORP NOTES	5,000,000.00	UBS AG	99.89	4,994,420.00	(12,630.00)	(5,792.35)	0.09	0.09	2.51
DTD 11/03/2015 1.300% 11/03/2018									
MICROSOFT CORP NOTES	5,000,000.00	BARCLAYS	99.89	4,994,420.00	(13,330.00)	(5,813.45)	0.09	0.09	2.51
DTD 11/03/2015 1.300% 11/03/2018									
MICROSOFT CORP NOTES	5,000,000.00	LOOP CAP	99.89	4,994,420.00	(14,080.00)	(5,836.00)	0.09	0.09	2.51
DTD 11/03/2015 1.300% 11/03/2018									
MICROSOFT CORP NOTES	20,000,000.00	MERRILL	98.72	19,743,580.00	(235,820.00)	(250,495.00)	0.84	0.84	2.62
DTD 08/08/2016 1.100% 08/08/2019									
WAL-MART STORES INC CORP NOTE	7,000,000.00	MORGANST	99.10	6,936,825.00	(63,035.00)	(63,093.80)	1.00	1.00	2.65
DTD 10/20/2017 1.750% 10/09/2019									
MICROSOFT CORP NOTES	15,000,000.00	BARCLAYS	98.79	14,818,050.00	(171,900.00)	(177,368.85)	1.32	1.32	2.77
DTD 02/06/2017 1.850% 02/06/2020									
JPMORGAN CHASE & CO CALLABLE FLT CORP	10,000,000.00	JPMCHASE	100.05	10,005,410.00	5,410.00	5,410.00	0.13	0.13	2.58
DTD 02/13/2018 2.588% 02/13/2020									
WAL-MART STORES INC CORP NOTES	10,000,000.00	CITIGRP	100.03	10,003,390.00	6,490.00	6,100.50	1.67	1.67	2.83
DTD 06/27/2018 2.850% 06/23/2020									



Managed Account Fair Market Value & Analytics

For the Month Ending September 30, 2018

SAN BERNARDINO COUNTY - 76990800

Security Type/Description	Dated Date/Coupon/Maturity	CUSIP	Par	Broker	Next Call Date	Market Price	Market Value	Unreal G/L On Cost	Unreal G/L Amort Cost	Effective Duration	Duration to Worst at Mkt	YTM
Corporate Note												
JOHNSON & JOHNSON CORP NOTE	478160CH5	3,000,000.00	JPM			97.98	2,939,367.00	(57,423.00)	(58,357.71)	2.03	2.03	2.94
DTD 11/10/2017 1.950% 11/10/2020												
WAL-MART STORES INC CORP NOTES	931142EJ8	7,000,000.00	CITIGRP			100.20	7,014,042.00	14,392.00	14,370.79	2.58	2.58	3.05
DTD 06/27/2018 3.125% 06/23/2021												
WAL-MART STORES INC CORP NOTES	931142EJ8	10,000,000.00	JPMCHASE			100.20	10,020,060.00	8,260.00	9,263.40	2.58	2.58	3.05
DTD 06/27/2018 3.125% 06/23/2021												
3M COMPANY	88579YBA8	2,000,000.00	CITI			99.83	1,996,602.00	702.00	639.90	2.80	2.80	3.06
DTD 09/14/2018 3.000% 09/14/2021												
Security Type Sub-Total			109,000,000.00				108,449,426.00	(559,609.00)	(542,599.00)	1.10	1.12	2.72

Commercial Paper

BNP PARIBAS NY BRANCH COMM PAPER	09659CK15	25,000,000.00	BNP DIR			99.98	24,995,525.00	298,025.00	(4,475.00)	0.00	0.00	6.45
DTD 01/03/2018 0.000% 10/01/2018												
JP MORGAN SECURITIES LLC COMM PAPER	466400K18	25,000,000.00	JPMCHASE			99.98	24,995,450.00	183,922.22	(4,550.00)	0.00	0.00	6.55
DTD 01/04/2018 0.000% 10/01/2018												
JP MORGAN SECURITIES LLC COMM PAPER	466400K18	25,000,000.00	JPMCHASE			99.98	24,995,450.00	163,005.56	(4,550.00)	0.00	0.00	6.55
DTD 01/04/2018 0.000% 10/01/2018												
DEXIA CREDIT LOCAL SA NY COMM PAPER	25214PJ61	50,000,000.00	DEXIA			99.98	49,991,100.00	304,544.44	(8,900.00)	0.00	0.00	6.41
-- 0.000% 10/01/2018												
BNP PARIBAS NY BRANCH COMM PAPER	09659CK15	145,000,000.00	BNP DIR			99.98	144,974,045.00	8,683.89	(25,955.00)	0.00	0.00	6.45
DTD 01/03/2018 0.000% 10/01/2018												
NATIXIS NY BRANCH COMM PAPER	63873KK14	145,000,000.00	NATIXIS_			99.98	144,974,045.00	8,683.89	(25,955.00)	0.00	0.00	6.45
DTD 07/03/2018 0.000% 10/01/2018												
MUFG BANK LTD/NY COMM PAPER	62479MK28	35,000,000.00	MUFG			99.98	34,991,495.00	31,161.67	(6,521.55)	0.01	0.01	4.38
DTD 04/05/2018 0.000% 10/02/2018												
MUFG BANK LTD/NY COMM PAPER	62479MKA0	35,000,000.00	MUFG			99.93	34,974,380.00	7,357.78	(7,070.00)	0.03	0.03	2.64
DTD 04/10/2018 0.000% 10/10/2018												
TOYOTA MOTOR CREDIT CORP COMM PAPER	89233HL10	50,000,000.00	TOYOTA			99.79	49,896,400.00	299,177.78	(3,711.00)	0.09	0.09	2.34
DTD 04/05/2018 0.000% 11/01/2018												
AMERICAN HONDA FINANCE COMM PAPER	02665KL70	70,000,000.00	MIZUHO			99.75	69,826,330.00	7,707.78	(21,147.70)	0.10	0.10	2.36
DTD 08/06/2018 0.000% 11/07/2018												



Managed Account Fair Market Value & Analytics

For the Month Ending September 30, 2018

SAN BERNARDINO COUNTY - 76990800

Security Type/Description	Dated Date/Coupon/Maturity	CUSIP	Par	Broker	Next Call Date	Market Price	Market Value	Unreal G/L On Cost	Unreal G/L Amort Cost	Effective Duration	Duration to Worst at Mkt	YTM
Commercial Paper												
BNP PARIBAS NY BRANCH COMM PAPER	09659CLG1	25,000,000.00	BNP DIR		99.70	24,924,975.00	70,544.44	(3,789.00)	0.13	0.13	2.31	
DTD 05/22/2018 0.000% 11/16/2018												
JP MORGAN SECURITIES LLC COMM PAPER	466400012	25,000,000.00	JPMCHASE		98.93	24,733,600.00	99,919.44	(4,247.25)	0.41	0.41	2.55	
DTD 06/04/2018 0.000% 03/01/2019												
TOYOTA MOTOR CREDIT CORP COMM PAPER	89233HS13	25,000,000.00	TOYOTA		98.47	24,616,575.00	93,206.94	(2,119.50)	0.58	0.58	2.63	
DTD 08/08/2018 0.000% 05/01/2019												
Security Type Sub-Total		680,000,000.00				678,889,370.00	1,575,940.83	(122,991.00)	0.06	0.06	4.99	
Certificate of Deposit												
SWEDBANK NY CERT DEPOS	87019VFD4	25,000,000.00	OTHER		100.00	25,000,555.00	555.00	555.00	0.00	0.00	1.90	
DTD 04/04/2018 2.340% 10/01/2018												
COMMONWEALTH BANK OF AUSTRALIA NY	20271ENR6	35,000,000.00	ICAP		100.01	35,002,184.00	2,184.00	2,184.00	0.07	0.07	2.22	
CD												
DTD 06/19/2018 2.300% 10/24/2018												
ROYAL BANK OF CANADA NY FLOATING	78012UIDG7	25,000,000.00	ROYAL		99.99	24,998,500.00	(1,500.00)	(1,500.00)	0.01	0.01	0.95	
CERT D												
DTD 04/18/2018 2.416% 11/01/2018												
CREDIT AGRICOLE CIB NY CERT DEPOS	22534H6J5	30,000,000.00	CREDITAG		100.00	29,999,029.50	(970.50)	(970.50)	0.09	0.09	2.25	
DTD 08/01/2018 2.250% 11/01/2018												
BANK OF AMERICA NA CERT DEPOS	06052TZS2	50,000,000.00	BK AMER		100.02	50,007,640.00	7,640.00	7,640.00	0.09	0.09	2.24	
DTD 04/04/2018 2.440% 11/01/2018												
TORONTO DOMINION BANK NY CERT DEPOS	89114WGD3	30,000,000.00	TOR DOM		99.99	29,997,052.80	(2,947.20)	(2,947.20)	0.17	0.17	2.33	
DTD 09/27/2018 2.300% 11/30/2018												
BANK OF MONTREAL CHICAGO CERT DEPOS	06371EZH3	25,000,000.00	BMO DIR		99.91	24,976,437.00	(23,563.00)	(23,563.00)	0.21	0.21	2.38	
DTD 12/18/2017 1.990% 12/18/2018												
CBA AUSTRALIA NY FLOATING CERT DEPOS	20271EMZ9	25,000,000.00	ICAP		99.97	24,991,250.00	(8,750.00)	(8,750.00)	0.06	0.06	2.28	
DTD 12/19/2017 2.408% 12/19/2018												



Managed Account Fair Market Value & Analytics

For the Month Ending **September 30, 2018**

SAN BERNARDINO COUNTY - 76990800

Security Type/Description	Dated Date/Coupon/Maturity	CUSIP	Par	Broker	Next Call Date	Market Price	Market Value	Unreal G/L On Cost	Unreal G/L Amort Cost	Effective Duration	Duration to Worst at Mkt	YTM
Certificate of Deposit												
WESTPAC BANKING CORP NY FLOATING CD		96121T5H7	25,000,000.00	JEFFERIE		99.95	24,986,250.00	(13,750.00)	(13,750.00)	0.07	0.22	2.36
DTD 12/21/2017 2.412% 12/21/2018												
US BANK NA CINCINNATI CERT DEPOS		90333VYJ3	25,000,000.00	US BANK		99.94	24,983,965.50	(16,034.50)	(16,034.50)	0.25	0.25	2.41
DTD 08/22/2018 2.300% 01/02/2019												
ROYAL BANK OF CANADA NY FLT CERT DEPOS		78009N5Z5	25,000,000.00	ROYAL		100.06	25,015,450.00	15,450.00	15,450.00	0.01	0.26	1.92
DTD 01/03/2018 2.364% 01/03/2019												
SVENSKA HANDELSBANKEN NY CD		86958JH88	20,700,000.00	CASTLE		99.74	20,646,594.00	32,788.80	(14,101.46)	0.28	0.28	2.72
DTD 01/12/2017 1.890% 01/10/2019												
NORDEA BK AB (PUBL)/NY CERT DEPOS		65590AYN0	50,000,000.00	RBC CAP		99.99	49,996,095.00	(3,905.00)	(3,905.00)	0.31	0.31	2.46
DTD 06/28/2018 2.450% 01/24/2019												
TORONTO DOMINION BANK NY CERT DEPOS		89113XVC5	25,000,000.00	TOR DOM		99.75	24,937,692.00	(62,308.00)	(62,308.00)	0.32	0.32	2.47
DTD 01/25/2018 2.150% 01/25/2019												
BANK OF AMERICA NA CERT DEPOS		06052TB74	50,000,000.00	BK AMER		99.94	49,970,504.00	(29,496.00)	(29,496.00)	0.34	0.34	2.48
DTD 08/30/2018 2.400% 02/01/2019												
COMMONWEALTH BANK OF AUSTRALIA NY FLT C		20271ENES	50,000,000.00	ICAP		99.99	49,997,000.00	(3,000.00)	(3,000.00)	0.08	0.40	2.33
DTD 02/27/2018 2.510% 02/27/2019												
BMO HARRIS BANK NA FLOATING CERT DEPOS		05574BJT8	25,000,000.00	BMOHAR		100.01	25,003,250.00	3,250.00	3,250.00	0.01	0.42	2.56
DTD 06/06/2018 2.576% 03/01/2019												
WESTPAC BANKING CORP NY FLT CERT DEPOS		96121T7C6	50,000,000.00	ICAP		99.98	49,992,000.00	(8,000.00)	(8,000.00)	0.03	0.44	2.46
DTD 03/06/2018 2.450% 03/06/2019												
ROYAL BANK OF CANADA NY FLT CERT DEPOS		78012UCT0	25,000,000.00	ROYAL		100.09	25,021,875.00	21,875.00	21,875.00	0.02	0.52	2.36
DTD 04/09/2018 2.567% 04/09/2019												
NORDEA BK AB (PUBL)/NY FLOATING CD		65590ATJ5	25,000,000.00	ICAP		100.11	25,026,500.00	26,500.00	26,500.00	0.07	0.56	2.45
DTD 03/14/2018 2.612% 04/22/2019												
BANK OF NOVA SCOTIA HOUSTON FLT CD		06417GR34	25,000,000.00	BNS		100.10	25,023,750.00	23,750.00	23,750.00	0.09	0.58	2.44
DTD 03/29/2018 2.593% 05/01/2019												



Managed Account Fair Market Value & Analytics

For the Month Ending **September 30, 2018**

SAN BERNARDINO COUNTY - 76990800

Security Type/Description	Dated Date/Coupon/Maturity	CUSIP	Par	Broker	Next Call Date	Market Price	Market Value	Unreal G/L On Cost	Unreal G/L Amort Cost	Effective Duration	Duration to Worst at Mkt	YTM
Certificate of Deposit												
BANK OF AMERICA NA CERT DEPOS	06052TB90	25,000,000.00	BK AMER			99.97	24,992,941.75	(7,058.25)	(7,058.25)	0.57	0.57	2.65
DTD 09/19/2018 2.600% 05/01/2019												
BANK OF MONTREAL CHICAGO FLOATING CD	06371E5T0	25,000,000.00	BMO_DIR			100.01	25,002,500.00	2,500.00	2,500.00	0.01	0.67	2.48
DTD 05/11/2018 2.464% 06/03/2019												
BANK OF MONTREAL CHICAGO FLOATING CD	06371E7H4	25,000,000.00	BMO_DIR			99.98	24,995,750.00	(4,250.00)	(4,250.00)	0.01	0.67	2.49
DTD 06/05/2018 2.434% 06/03/2019												
ROYAL BANK OF CANADA NY FLT CERT DEPOS	78012UDY8	25,000,000.00	ROYAL			100.09	25,022,250.00	22,250.00	22,250.00	0.01	0.67	2.31
DTD 06/05/2018 2.414% 06/03/2019												
WESTPAC BANKING CORP NY FLOAT CERT DEPOS	96121T7M4	25,000,000.00	ICAP			99.95	24,987,500.00	(12,500.00)	(12,500.00)	0.01	0.67	2.50
DTD 06/06/2018 2.394% 06/03/2019												
TORONTO DOMINION BANK NY FLT CERT DEPOS	89113X2H6	25,000,000.00	TOR DOM			100.06	25,016,000.00	16,000.00	16,000.00	0.01	0.67	2.33
DTD 06/07/2018 2.394% 06/03/2019												
ROYAL BANK OF CANADA NY FLT CERT DEPOS	78012UDZ5	25,000,000.00	ROYAL			100.10	25,025,750.00	25,750.00	25,750.00	0.01	0.74	2.47
DTD 06/05/2018 2.576% 07/01/2019												
BANK OF NOVA SCOTIA HOUSTON FLT CD	06417GT99	25,000,000.00	BNS			99.98	24,995,750.00	(4,250.00)	(4,250.00)	0.01	0.74	2.63
DTD 06/06/2018 2.576% 07/01/2019												
TORONTO DOMINION BANK NY FLT CERT DEPOS	89113X2J2	25,000,000.00	TOR DOM			99.99	24,996,750.00	(3,250.00)	(3,250.00)	0.01	0.74	2.59
DTD 06/07/2018 2.546% 07/01/2019												
SVENSKA HANDELSBANKEN NY FLOATING CD	86958JH85	50,000,000.00	ICAP			100.08	50,039,000.00	39,000.00	39,000.00	0.01	0.74	2.46
DTD 06/06/2018 2.536% 07/01/2019												
US BANK NA CINCINNATI CERT DEPOS	90333YY07	25,000,000.00	BNY			99.93	24,983,223.25	(16,776.75)	(16,776.75)	0.90	0.90	2.79
DTD 09/05/2018 2.720% 09/03/2019												
Security Type Sub-Total		965,700,000.00				965,630,988.80	17,183.60	(29,706.66)	(29,706.66)	0.13	0.41	2.37
Bank Note												



Managed Account Fair Market Value & Analytics

For the Month Ending **September 30, 2018**

SAN BERNARDINO COUNTY - 76990800

Security Type/Description	Dated Date/Coupon/Maturity	CUSIP	Par	Broker	Next Call Date	Market Price	Market Value	Unreal G/L On Cost	Unreal G/L Amort Cost	Effective Duration	Duration to Worst at Mkt	YTM
Bank Note												
US BANK NA CINCINNATI CALLABLE BANK NOTE		90331HNU3	10,000,000.00	BARCLAYS	06/24/20	99.89	9,988,500.00	(6,700.00)	(7,136.50)	1.72	1.74	3.11
DTD 07/24/2018 3.050% 07/24/2020												
US BANK NA CALLABLE BANK NOTE		90331HNG4	40,000,000.00	MORGANST	09/23/20	97.94	39,175,680.00	(816,320.00)	(818,758.80)	1.98	1.98	3.09
DTD 10/24/2017 2.050% 10/23/2020												
US BANK NA CINCINNATI CALLABLE BANK NOTE		90331HNP4	15,000,000.00	US BANK	03/26/21	99.78	14,967,690.00	(31,410.00)	(31,534.20)	2.39	2.42	3.24
DTD 04/26/2018 3.150% 04/26/2021												
Security Type Sub-Total			65,000,000.00			64,131,870.00	(854,430.00)	(857,429.50)	(857,429.50)	2.03	2.05	3.13
Managed Account Sub-Total			6,177,047,000.00			6,123,457,291.98	(35,666,586.36)	(42,526,408.65)	(42,526,408.65)	0.90	0.94	2.84
Securities Sub-Total			\$6,177,047,000.00			\$6,123,457,291.98	(\$35,666,586.36)	(\$42,526,408.65)	(\$42,526,408.65)	0.90	0.94	2.84%
Accrued Interest						\$20,666,124.20						
Total Investments						\$6,144,123,416.18						

Bolded items are forward settling trades.



Managed Account Security Transactions & Interest

For the Month Ending **September 30, 2018**

SAN BERNARDINO COUNTY - 76990800

Transaction Type	Trade	Settle	Security Description	CUSIP	Par	Principal Proceeds	Accrued Interest	Total	Realized G/L Cost	Realized G/L Amort Cost	Sale Method
BUY											
	09/04/18	09/04/18	BNP PARIBAS NY BRANCH COMM PAPER DTD 12/11/2017 0.000% 09/05/2018	09659CJ58	105,000,000.00	(104,994,458.33)	0.00	(104,994,458.33)			
	09/04/18	09/05/18	US BANK NA CINCINNATI CERT DEPOS DTD 09/05/2018 2.720% 09/03/2019	90333VYO7	25,000,000.00	(25,000,000.00)	0.00	(25,000,000.00)			
	09/05/18	09/05/18	BNP PARIBAS NY BRANCH COMM PAPER -- 0.000% 09/06/2018	09659CJ66	80,000,000.00	(79,995,777.78)	0.00	(79,995,777.78)			
	09/06/18	09/06/18	BNP PARIBAS NY BRANCH COMM PAPER -- 0.000% 09/07/2018	09659CJ74	80,000,000.00	(79,995,777.78)	0.00	(79,995,777.78)			
	09/06/18	09/07/18	FEDERAL HOME LOAN BANKS NOTES DTD 09/07/2018 2.625% 10/01/2020	3130AEWA4	75,000,000.00	(74,838,750.00)	0.00	(74,838,750.00)			
	09/11/18	09/14/18	3M COMPANY DTD 09/14/2018 3.000% 09/14/2021	88579YBA8	2,000,000.00	(1,995,900.00)	0.00	(1,995,900.00)			
	09/12/18	09/12/18	NATIXIS NY BRANCH COMM PAPER -- 0.000% 09/13/2018	63873KJD0	15,000,000.00	(14,999,200.00)	0.00	(14,999,200.00)			
	09/12/18	09/12/18	MJFG BANK LTD/NY COMM PAPER DTD 04/05/2018 0.000% 10/02/2018	62479MK28	35,000,000.00	(34,960,333.33)	0.00	(34,960,333.33)			
	09/18/18	09/19/18	BANK OF AMERICA NA CERT DEPOS DTD 09/19/2018 2.600% 05/01/2019	06052TB90	25,000,000.00	(25,000,000.00)	0.00	(25,000,000.00)			
	09/20/18	09/24/18	AMERICAN HONDA FINANCE COMM PAPER DTD 08/06/2018 0.000% 11/07/2018	02665KL70	70,000,000.00	(69,818,622.22)	0.00	(69,818,622.22)			
	09/20/18	09/26/18	INTER-AMERICAN DEVELOPMENT BANK NOTE DTD 09/26/2018 3.000% 09/26/2022	4581X0DD7	25,000,000.00	(24,944,000.00)	0.00	(24,944,000.00)			
	09/24/18	09/24/18	MJFG BANK LTD/NY COMM PAPER DTD 04/10/2018 0.000% 10/10/2018	62479MKA0	35,000,000.00	(34,967,022.22)	0.00	(34,967,022.22)			
	09/24/18	09/24/18	CALIFORNIA ASSET MANAGEMENT PROGRAM NATIXIS NY BRANCH COMM PAPER -- 0.000% 09/27/2018	CAMPMF025	25,000,000.00	(25,000,000.00)	0.00	(25,000,000.00)			
	09/26/18	09/26/18	BNP PARIBAS NY BRANCH COMM PAPER -- 0.000% 09/27/2018	63873KJT5	150,000,000.00	(149,992,083.33)	0.00	(149,992,083.33)			
	09/26/18	09/26/18	BNP PARIBAS NY BRANCH COMM PAPER -- 0.000% 09/27/2018	09659CJT6	110,000,000.00	(109,994,194.44)	0.00	(109,994,194.44)			
	09/27/18	09/27/18	BNP PARIBAS NY BRANCH COMM PAPER DTD 01/03/2018 0.000% 10/01/2018	09659CK15	145,000,000.00	(144,965,361.11)	0.00	(144,965,361.11)			



Managed Account Security Transactions & Interest

For the Month Ending **September 30, 2018**

SAN BERNARDINO COUNTY - 76990800

Transaction Type	Trade	Settle	Security Description	CUSIP	Par	Principal Proceeds	Accrued Interest	Total	Realized G/L Cost	Realized G/L Amort Cost	Sale Method
BUY											
	09/27/18	09/27/18	TORONTO DOMINION BANK NY CERT DEPOS	89114MGD3	30,000,000.00	(30,000,000.00)	0.00	(30,000,000.00)			
			DTD 09/27/2018 2.300% 11/30/2018								
	09/27/18	09/27/18	NATIXIS NY BRANCH COMM PAPER	63873KK14	145,000,000.00	(144,965,361.11)	0.00	(144,965,361.11)			
			DTD 07/03/2018 0.000% 10/01/2018								
	09/27/18	10/01/18	INTL BANK OF RECON AND DEV DISC NOTE	459052AB2	25,000,000.00	(24,854,687.50)	0.00	(24,854,687.50)			
			-- 0.000% 01/02/2019								
	09/28/18	10/01/18	INTL BANK OF RECON AND DEV DISC NOTE	459052AB2	50,000,000.00	(49,709,375.00)	0.00	(49,709,375.00)			
			-- 0.000% 01/02/2019								
Transaction Type Sub-Total						1,252,000,000.00 (1,250,990,904.15)	0.00	(1,250,990,904.15)			

INTEREST

09/01/18	09/01/18	09/01/18	TORONTO DOMINION BANK NY FLT CERT DEPOS	89113X2J2	25,000,000.00	0.00	55,993.75	55,993.75			
			DTD 06/07/2018 2.546% 07/01/2019								
09/01/18	09/01/18	09/01/18	BANK OF NOVA SCOTIA HOUSTON FLT CD	06417GT99	25,000,000.00	0.00	56,702.08	56,702.08			
			DTD 06/06/2018 2.576% 07/01/2019								
09/01/18	09/01/18	09/01/18	SVENSKA HANDELSBANKEN NY FLOATING CD	86958JH85	50,000,000.00	0.00	111,515.30	111,515.30			
			DTD 06/06/2018 2.536% 07/01/2019								
09/01/18	09/01/18	09/01/18	BMO HARRIS BANK NA FLOATING CERT DEPOS	05574BJT8	25,000,000.00	0.00	56,702.08	56,702.08			
			DTD 06/06/2018 2.576% 03/01/2019								
09/01/18	09/01/18	09/01/18	ROYAL BANK OF CANADA NY FLT CERT DEPOS	78012UDZ5	25,000,000.00	0.00	56,702.08	56,702.08			
			DTD 06/05/2018 2.576% 07/01/2019								
09/03/18	09/03/18	09/03/18	BANK OF MONTREAL CHICAGO FLOATING CD	06371E7H4	25,000,000.00	0.00	52,936.23	52,936.23			
			DTD 06/05/2018 2.434% 06/03/2019								



Managed Account Security Transactions & Interest

For the Month Ending **September 30, 2018**

SAN BERNARDINO COUNTY - 76990800

Transaction Type	Trade	Settle	Security Description	CUSIP	Par	Principal Proceeds	Accrued Interest	Total	Realized G/L Cost	Realized G/L Amort Cost	Sale Method
INTEREST											
	09/03/18	09/03/18	ROYAL BANK OF CANADA NY FLT CERT DEPOS	78012UDY8	25,000,000.00	0.00	52,936.23	52,936.23			
			DTD 06/05/2018 2.414% 06/03/2019								
	09/03/18	09/03/18	WESTPAC BANKING CORP NY FLOAT CERT DEPOS	96121T7M4	25,000,000.00	0.00	52,491.78	52,491.78			
			DTD 06/06/2018 2.394% 06/03/2019								
	09/04/18	09/04/18	BANK OF MONTREAL CHICAGO FLOATING CD	06371E5T0	25,000,000.00	0.00	54,047.33	54,047.33			
			DTD 05/11/2018 2.464% 06/03/2019								
	09/04/18	09/04/18	TORONTO DOMINION BANK NY FLT CERT DEPOS	89113X2H6	25,000,000.00	0.00	52,491.78	52,491.78			
			DTD 06/07/2018 2.394% 06/03/2019								
	09/04/18	09/04/18	TORONTO DOMINION BANK NY CERT DEPOS	89113XC69	50,000,000.00	0.00	513,333.35	513,333.35			
			DTD 03/28/2018 2.310% 09/04/2018								
	09/04/18	09/04/18	ROYAL BANK OF CANADA NY FLT CERT DEPOS	78009N5Z5	25,000,000.00	0.00	51,825.10	51,825.10			
			DTD 01/03/2018 2.364% 01/03/2019								
	09/04/18	09/04/18	INTL BANK OF RECON AND DEV GLOBAL NOTES	459058GA5	25,000,000.00	0.00	203,250.08	203,250.08			
			DTD 08/29/2017 1.625% 09/04/2020								
	09/06/18	09/06/18	WESTPAC BANKING CORP NY FLT CERT DEPOS	96121T7C6	50,000,000.00	0.00	103,772.05	103,772.05			
			DTD 03/06/2018 2.450% 03/06/2019								
	09/08/18	09/08/18	FEDERAL HOME LOAN BANK NOTES	3133782M2	25,000,000.00	0.00	187,500.00	187,500.00			
			DTD 02/06/2012 1.500% 03/08/2019								
	09/08/18	09/08/18	FEDERAL HOME LOAN BANK NOTES	3133782M2	25,000,000.00	0.00	187,500.00	187,500.00			
			DTD 02/06/2012 1.500% 03/08/2019								
	09/14/18	09/14/18	FHLB NOTES	3130ADT93	10,000,000.00	0.00	120,000.00	120,000.00			
			DTD 03/14/2018 2.400% 09/14/2020								
	09/14/18	09/14/18	FHLB NOTES	3130A6AE7	25,000,000.00	0.00	140,625.00	140,625.00			
			DTD 08/07/2015 1.125% 09/14/2018								
	09/15/18	09/15/18	US TREASURY NOTES	9128282G4	25,000,000.00	0.00	109,375.00	109,375.00			
			DTD 09/15/2016 0.875% 09/15/2019								



Managed Account Security Transactions & Interest

For the Month Ending **September 30, 2018**

SAN BERNARDINO COUNTY - 76990800

Transaction Type	Trade	Settle	Security Description	CUSIP	Par	Principal Proceeds	Accrued Interest	Total	Realized G/L Cost	Realized G/L Amort Cost	Sale Method
INTEREST											
	09/18/18	09/18/18	FHLB NOTES DTD 03/10/2017 1.375% 03/18/2019	3130AAXX1	75,000,000.00	0.00	515,625.00	515,625.00			
	09/19/18	09/19/18	CBA AUSTRALIA NY FLOATING CERT DEPOS	20271EMZ9	25,000,000.00	0.00	48,278.75	48,278.75			
	09/19/18	09/19/18	FEDERAL FARM CREDIT BANKS FLOATING NOTE	3133EIGR4	10,000,000.00	0.00	17,371.88	17,371.88			
	09/21/18	09/21/18	WESTPAC BANKING CORP NY FLOATING CD	96121T5H7	25,000,000.00	0.00	49,500.55	49,500.55			
	09/24/18	09/24/18	NORDEA BK AB (PUBL)/NY FLOATING CD	65590ATJ5	25,000,000.00	0.00	56,535.43	56,535.43			
	09/26/18	09/26/18	BANK OF NOVA SCOTIA HOUSTON FLOATING CD	06417GYW2	25,000,000.00	0.00	45,810.94	45,810.94			
	09/27/18	09/27/18	COMMONWEALTH BANK OF AUSTRALIA NY FLT C	20271ENES	50,000,000.00	0.00	97,697.92	97,697.92			
	09/28/18	09/28/18	FEDERATED GOVT OBLIGATIONS FUND	608919718	0.00	0.00	1,556.98	1,556.98			
	09/28/18	09/28/18	STONECASTLE FICA	FICAMF003	0.00	0.00	57,543.54	57,543.54			
	09/28/18	09/28/18	JP MORGAN SECURITIES LLC FLT COMM PAPER	46640EGA0	25,000,000.00	0.00	49,400.87	49,400.87			
	09/28/18	09/28/18	BANK OF THE WEST MONEY MARKET FUND	BKOFWEST7	0.00	0.00	325,833.06	325,833.06			
	09/28/18	09/28/18	CALIFORNIA ASSET MANAGEMENT PROGRAM	CAMPMF025	0.00	0.00	344,756.35	344,756.35			
	09/28/18	09/28/18	FIDELITY GOVT MM FUND 2642	31607A703	0.00	0.00	1,571.85	1,571.85			
	09/28/18	09/28/18	FHLB NOTES	3130ACE26	40,000,000.00	0.00	275,000.00	275,000.00			
	09/30/18	09/30/18	FEDERAL HOME LOAN BANKS NOTES DTD 03/16/2018 2.375% 03/30/2020	3130ADUJ9	30,000,000.00	0.00	383,958.33	383,958.33			



Managed Account Security Transactions & Interest

For the Month Ending September 30, 2018

SAN BERNARDINO COUNTY - 76990800

Transaction Type	Trade	Settle	Security Description	CUSIP	Par	Principal Proceeds	Accrued Interest	Total	Realized G/L Cost	Realized G/L Amort Cost	Sale Method	
INTEREST												
	09/30/18	09/30/18	US TREASURY NOTES DTD 03/31/2014 1.625% 03/31/2019	912828C65	25,000,000.00	0.00	203,125.00	203,125.00				
	09/30/18	09/30/18	US TREASURY N/B DTD 09/30/2016 1.125% 09/30/2021	912828T34	25,000,000.00	0.00	140,625.00	140,625.00				
	09/30/18	09/30/18	INTL BANK OF RECON AND DEV GLOBAL NOTES DTD 03/30/2016 1.375% 03/30/2020	459058FA6	25,000,000.00	0.00	172,000.04	172,000.04				
Transaction Type	Sub-Total						0.00	5,005,890.71	5,005,890.71			
MATURITY												
	09/04/18	09/04/18	MUFG BANK LTD/NY COMM PAPER DTD 05/03/2018 0.000% 09/04/2018	62479MJ46	50,000,000.00	50,000,000.00	0.00	50,000,000.00	96,805.56	0.00		
	09/04/18	09/04/18	JP MORGAN SECURITIES LLC COMM PAPER DTD 12/08/2017 0.000% 09/04/2018	46640QJ44	25,000,000.00	25,000,000.00	0.00	25,000,000.00	248,055.56	0.00		
	09/04/18	09/04/18	SVENSKA HANDELSBANKEN NY CERT DEPOS DTD 04/10/2018 2.310% 09/04/2018	86958JC56	50,000,000.00	50,000,000.00	471,625.00	50,471,625.00	0.00	0.00		
	09/04/18	09/04/18	BNP PARIBAS NY BRANCH COMM PAPER DTD 12/11/2017 0.000% 09/04/2018	09659CJ41	102,000,000.00	102,000,000.00	0.00	102,000,000.00	26,916.67	0.00		
	09/04/18	09/04/18	TORONTO DOMINION BANK NY CERT DEPOS DTD 03/28/2018 2.310% 09/04/2018	89113XC69	50,000,000.00	50,000,000.00	0.00	50,000,000.00	0.00	0.00		
	09/05/18	09/05/18	BNP PARIBAS NY BRANCH COMM PAPER DTD 12/11/2017 0.000% 09/05/2018	09659CJ58	105,000,000.00	105,000,000.00	0.00	105,000,000.00	5,541.67	0.00		
	09/06/18	09/06/18	BNP PARIBAS NY BRANCH COMM PAPER -- 0.000% 09/06/2018	09659CJ66	80,000,000.00	80,000,000.00	0.00	80,000,000.00	4,222.22	0.00		
	09/07/18	09/07/18	BNP PARIBAS NY BRANCH COMM PAPER -- 0.000% 09/07/2018	09659CJ74	80,000,000.00	80,000,000.00	0.00	80,000,000.00	4,222.22	0.00		
	09/10/18	09/10/18	AMERICAN HONDA FINANCE COMM PAPER DTD 06/07/2018 0.000% 09/10/2018	02665KJ66	50,000,000.00	50,000,000.00	0.00	50,000,000.00	258,583.33	0.00		
	09/12/18	09/12/18	MUFG BANK LTD/NY COMM PAPER -- 0.000% 09/12/2018	62479MJCS	40,000,000.00	40,000,000.00	0.00	40,000,000.00	46,900.00	0.00		



Managed Account Security Transactions & Interest

For the Month Ending **September 30, 2018**

SAN BERNARDINO COUNTY - 76990800

Transaction Type	Trade	Settle	Security Description	CUSIP	Par	Principal Proceeds	Accrued Interest	Total	Realized G/L Cost	Realized G/L Amort Cost	Sale Method
MATURITY											
09/13/18	09/13/18		NATIXIS NY BRANCH COMM PAPER -- 0.000% 09/13/2018	63873KJD0	15,000,000.00	15,000,000.00	0.00	15,000,000.00	800.00	0.00	0.00
09/14/18	09/14/18		FHLB NOTES DTD 08/07/2015 1.125% 09/14/2018	3130AGAE7	25,000,000.00	25,000,000.00	0.00	25,000,000.00	(72,000.00)	0.00	0.00
09/26/18	09/26/18		BANK OF NOVA SCOTIA HOUSTON FLOATING CD	06417GYW2	25,000,000.00	25,000,000.00	0.00	25,000,000.00	0.00	0.00	0.00
09/27/18	09/27/18		BNP PARIBAS NY BRANCH COMM PAPER -- 0.000% 09/27/2018	09659CJT6	110,000,000.00	110,000,000.00	0.00	110,000,000.00	5,805.56	0.00	0.00
09/27/18	09/27/18		NATIXIS NY BRANCH COMM PAPER -- 0.000% 09/27/2018	63873KJT5	150,000,000.00	150,000,000.00	0.00	150,000,000.00	7,916.67	0.00	0.00
09/28/18	09/28/18		JP MORGAN SECURITIES LLC FLT COMM PAPER	46640EGA0	25,000,000.00	25,000,000.00	0.00	25,000,000.00	0.00	0.00	0.00
Transaction Type Sub-Total					982,000,000.00	982,000,000.00	471,625.00	982,471,625.00	633,769.46	0.00	0.00
SELL											
09/19/18	09/19/18		CALIFORNIA ASSET MANAGEMENT PROGRAM	CAMPMF025	25,000,000.00	25,000,000.00	0.00	25,000,000.00	0.00	0.00	FIFO
Transaction Type Sub-Total					25,000,000.00	25,000,000.00	0.00	25,000,000.00	0.00	0.00	0.00
Managed Account Sub-Total					(243,990,904.15)	5,477,515.71	(238,513,388.44)	633,769.46	0.00	0.00	0.00
Total Security Transactions					(\$243,990,904.15)	\$5,477,515.71	(\$238,513,388.44)	\$633,769.46	\$0.00	\$0.00	

Bolded items are forward settling trades.